

DiMILANO60 | standard frame | round/squared | white/black optic



DiMILANO60

The series inspired by Milan.

Multifaceted and elegant, the DiMILANO series is Arcluce's homage to the iconic, internationally recognised city. Round or square, with or without frame, also in pinhole version, the ceiling recessed luminaires of this series complete rooms with style and lighting quality.

RECESSED DOWNLIGHTS



DiMILANO60

The downlight allows for a maximum customisation of the lighting design thanks to the variety of versions available in terms of both aesthetics and light output.



Trimless



Standard frame



Pinhole



LUMINAIRE

Die-cast aluminium body and trim; Polyester powder paint resistant to UV rays; PMMA lenses for LEDs; UV rays stabilized, 850°C glow wire test resistant, V0 self-extinguishing clear polycarbonate screen; High quality LED sources characterized according to IES TM-30, with high color consistency <3SDCM and long useful life >60000 hours at L80; It complies with standards EN 60598-1 and EN 60598-2-2.

INSTALLATION

Recessed installation; Steel spring clips.

STANDARD PRODUCT

Color	Wiring	CCT
□ 11 (-11)	ON/OFF (A)	3000K (-930)

AVAILABLE OPTIONS

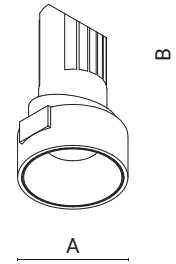
■ 12 (-12)	DALI (B), BLE (T)	4000K (-940), 2700 (-927)
------------	-------------------	---------------------------

RECESSED DOWNLIGHTS



DIMILANO60 | Trimless - White optic

Code	Optic	Watt	Lumen	CRI	CCT	Class	Wiring	A	B mm	C
0371023A-930-11	medium 25°	8W	310lm	90	3000K	☐	ON/OFF	55	97	-
0371026A-930-11	wide flood 47°	8W	260lm	90	3000K	☐	ON/OFF	55	97	-
0371020A-930-11	elliptic 47°x27°	8W	270lm	90	3000K	☐	ON/OFF	55	97	-



LIGHTING DATA



medium 25°

H (m)	Ø (m)	LUX (max)
1,00	0,44	1261
1,50	0,67	560
2,00	0,89	315
2,50	1,11	202
3,00	1,33	140



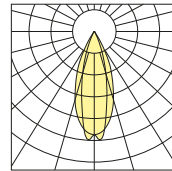
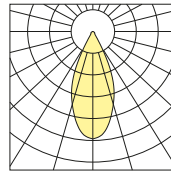
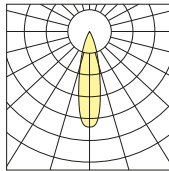
wide flood 47°

H (m)	Ø (m)	LUX (max)
1,00	0,81	475
1,50	1,22	211
2,00	1,62	119
2,50	2,03	76
3,00	2,44	53



elliptic 47°x27°

H (m)	Ø1 (m)	Ø2 (m)	LUX (max)
1,00	0,75	0,47	691
1,50	1,13	0,70	307
2,00	1,50	0,94	173
2,50	1,88	1,17	111
3,00	2,26	1,41	77



DIMILANO60 | Trimless - Black optic

Code	Optic	Watt	Lumen	CRI	CCT	Class	Wiring	A	B mm	C
0371025A-930-11	medium 25°	8W	260lm	90	3000K	☐	ON/OFF	55	97	-
0371028A-930-11	wide flood 47°	8W	180lm	90	3000K	☐	ON/OFF	55	97	-
0371022A-930-11	elliptic 47°x27°	8W	270lm	90	3000K	☐	ON/OFF	55	97	-

LIGHTING DATA



medium 25°

H (m)	Ø (m)	LUX (max)
1,00	0,44	1114
1,50	0,67	495
2,00	0,89	278
2,50	1,11	178
3,00	1,33	124



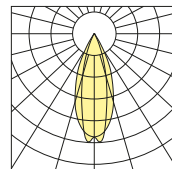
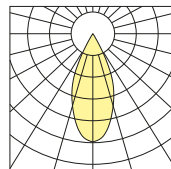
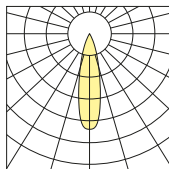
wide flood 47°

H (m)	Ø (m)	LUX (max)
1,00	0,80	387
1,50	1,21	172
2,00	1,61	97
2,50	2,01	62
3,00	2,41	43



elliptic 47°x27°

H (m)	Ø1 (m)	Ø2 (m)	LUX (max)
1,00	0,75	0,47	750
1,50	1,12	0,70	333
2,00	1,50	0,93	187
2,50	1,87	1,16	120
3,00	2,24	1,40	83

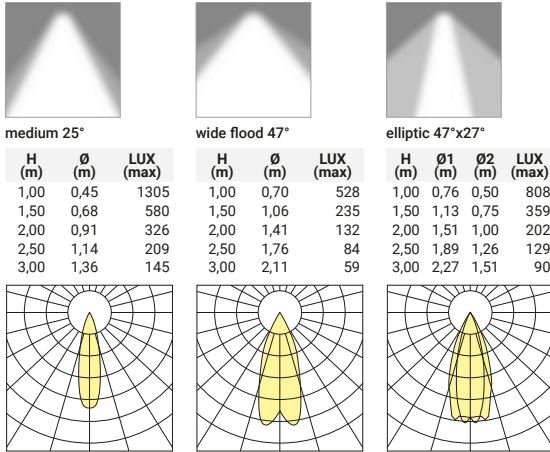




DIMILANO60 | Trimless - Chrome-plated optic

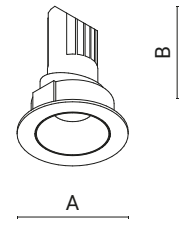
Code	Optic	Watt	Lumen	CRI	CCT	Class	Wiring	A	B mm	C
0371024A-930-11	medium 25°	8W	320lm	90	3000K	☐	ON/OFF	55	97	-
0371027A-930-11	wide flood 47°	8W	270lm	90	3000K	☐	ON/OFF	55	97	-
0371021A-930-11	elliptic 47°x27°	8W	310lm	90	3000K	☐	ON/OFF	55	97	-

LIGHTING DATA

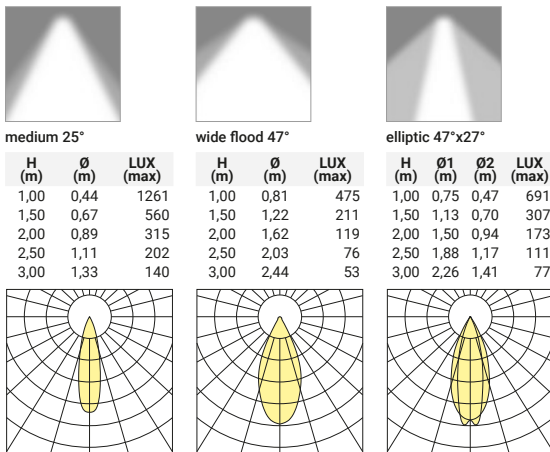


DIMILANO60 | Standard frame - White optic

Code	Optic	Watt	Lumen	CRI	CCT	Class	Wiring	A	B mm	C
0371013A-930-11	medium 25°	8W	310lm	90	3000K	☐	ON/OFF	75	97	-
0371017A-930-11	wide flood 47°	8W	260lm	90	3000K	☐	ON/OFF	75	97	-
0371010A-930-11	elliptic 47°x27°	8W	270lm	90	3000K	☐	ON/OFF	75	97	-



LIGHTING DATA



RECESSED DOWNLIGHTS



DIMILANO60 | Standard frame - Black optic

Code	Optic	Watt	Lumen	CRI	CCT	Class	Wiring	A	B mm	C
0371015A-930-11	medium 25°	8W	260lm	90	3000K	☐	ON/OFF	75	97	-
0371019A-930-11	wide flood 47°	8W	180lm	90	3000K	☐	ON/OFF	75	97	-
0371012A-930-11	elliptic 47°x27°	8W	270lm	90	3000K	☐	ON/OFF	75	97	-

LIGHTING DATA



medium 25°

H (m)	Ø (m)	LUX (max)
1,00	0,44	1114
1,50	0,67	495
2,00	0,89	278
2,50	1,11	178
3,00	1,33	124



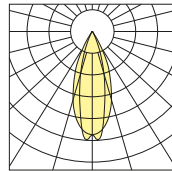
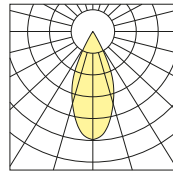
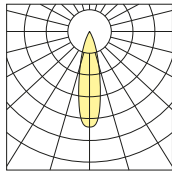
wide flood 47°

H (m)	Ø (m)	LUX (max)
1,00	0,80	387
1,50	1,21	172
2,00	1,61	97
2,50	2,01	62
3,00	2,41	43



elliptic 47°x27°

H (m)	Ø1 (m)	Ø2 (m)	LUX (max)
1,00	0,75	0,47	750
1,50	1,12	0,70	333
2,00	1,50	0,93	187
2,50	1,87	1,16	120
3,00	2,24	1,40	83



DIMILANO60 | Standard frame - Chrome-plated optic

Code	Optic	Watt	Lumen	CRI	CCT	Class	Wiring	A	B mm	C
0371014A-930-11	medium 25°	8W	320lm	90	3000K	☐	ON/OFF	75	97	-
0371018A-930-11	wide flood 47°	8W	270lm	90	3000K	☐	ON/OFF	75	97	-
0371011A-930-11	elliptic 47°x27°	8W	310lm	90	3000K	☐	ON/OFF	75	97	-

LIGHTING DATA



medium 25°

H (m)	Ø (m)	LUX (max)
1,00	0,45	1305
1,50	0,68	580
2,00	0,91	326
2,50	1,14	209
3,00	1,36	145



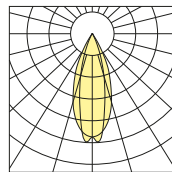
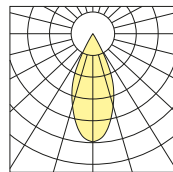
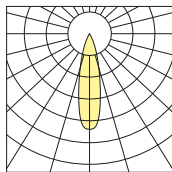
wide flood 47°


H (m)	Ø (m)	LUX (max)
1,00	0,70	528
1,50	1,06	235
2,00	1,41	132
2,50	1,76	84
3,00	2,11	59



elliptic 47°x27°

H (m)	Ø1 (m)	Ø2 (m)	LUX (max)
1,00	0,76	0,50	808
1,50	1,13	0,75	359
2,00	1,51	1,00	202
2,50	1,89	1,26	129
3,00	2,27	1,51	90





DIMILANO60 | Symmetric pinhole

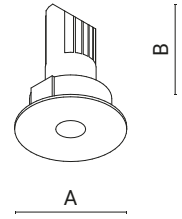
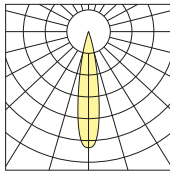
Code	Optic	Watt	Lumen	CRI	CCT	Class	Wiring	A	B mm	C
0371016A-930-11	 medium 20°	8W	175lm	90	3000K	☐	ON/OFF	75	94	-

LIGHTING DATA



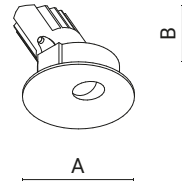
medium 20°

H (m)	Ø (m)	LUX (max)
1,00	0,35	1297
1,50	0,52	576
2,00	0,69	324
2,50	0,86	207
3,00	1,04	144



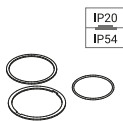
DIMILANO60 | Asymmetric pinhole

Code	Optic	Watt	Lumen	CRI	CCT	Class	Wiring	A	B mm	C
0371009A-930-11	 asymmetric lmax=30°	8W	230lm	90	3000K	☐	ON/OFF	75	80	-



ACCESSORIES

1099251X	Kit to enhance the IP rating from IP43 to IP54. To be ordered together with the luminaire.	0,01Kg
----------	--	--------



1099251X

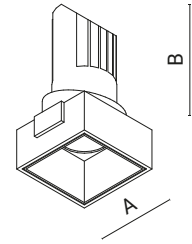
RECESSED DOWNLIGHTS





DIMILANO60 | Trimless - White optic

Code	Optic	Watt	Lumen	CRI	CCT	Class	Wiring	A	B mm	C
0381022A-930-11	medium 25°	8W	310lm	90	3000K	☐	ON/OFF	51	97	-
0381025A-930-11	wide flood 47°	8W	260lm	90	3000K	☐	ON/OFF	51	97	-
0381020A-930-11	elliptic 47°x27°	8W	300lm	90	3000K	☐	ON/OFF	51	97	-



LIGHTING DATA



medium 25°

H (m)	Ø (m)	LUX (max)
1,00	0,45	1245
1,50	0,67	553
2,00	0,89	311
2,50	1,12	199
3,00	1,34	138



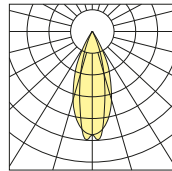
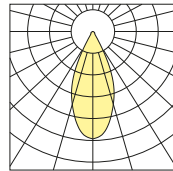
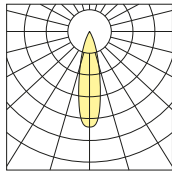
wide flood 47°

H (m)	Ø (m)	LUX (max)
1,00	0,83	452
1,50	1,24	201
2,00	1,66	113
2,50	2,07	72
3,00	2,49	50



elliptic 47°x27°

H (m)	Ø1 (m)	Ø2 (m)	LUX (max)
1,00	0,76	0,47	752
1,50	1,14	0,70	334
2,00	1,52	0,94	188
2,50	1,90	1,17	120
3,00	2,28	1,41	84



DIMILANO60 | Trimless - Black optic

Code	Optic	Watt	Lumen	CRI	CCT	Class	Wiring	A	B mm	C
0381024A-930-11	medium 25°	8W	260lm	90	3000K	☐	ON/OFF	51	97	-
0381028A-930-11	wide flood 47°	8W	180lm	90	3000K	☐	ON/OFF	51	97	-
0381021A-930-11	elliptic 47°x27°	8W	270lm	90	3000K	☐	ON/OFF	51	97	-

LIGHTING DATA



medium 25°

H (m)	Ø (m)	LUX (max)
1,00	0,45	1085
1,50	0,68	482
2,00	0,90	271
2,50	1,13	174
3,00	1,35	121



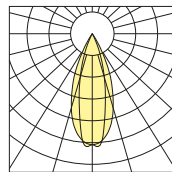
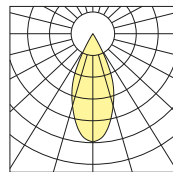
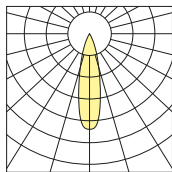
wide flood 47°

H (m)	Ø (m)	LUX (max)
1,00	0,82	363
1,50	1,22	161
2,00	1,63	91
2,50	2,04	58
3,00	2,45	40



elliptic 47°x27°

H (m)	Ø1 (m)	Ø2 (m)	LUX (max)
1,00	0,76	0,47	744
1,50	1,13	0,70	331
2,00	1,51	0,94	186
2,50	1,89	1,17	119
3,00	2,27	1,41	83



RECESSED DOWNLIGHTS



DIMILANO60 | Trimless - Chrome-plated optic

Code	Optic	Watt	Lumen	CRI	CCT	Class	Wiring	A	B mm	C
0381023A-930-11	medium 25°	8W	310lm	90	3000K	☐	ON/OFF	51	97	-
0381026A-930-11	wide flood 47°	8W	270lm	90	3000K	☐	ON/OFF	51	97	-
0381027A-930-11	elliptic 47°x27°	8W	300lm	90	3000K	☐	ON/OFF	51	97	-

LIGHTING DATA



medium 25°

H (m)	Ø (m)	LUX (max)
1,00	0,46	1231
1,50	0,69	547
2,00	0,92	308
2,50	1,15	197
3,00	1,39	137



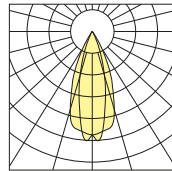
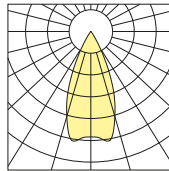
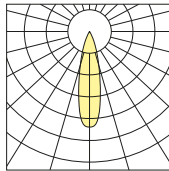
wide flood 47°

H (m)	Ø (m)	LUX (max)
1,00	0,82	485
1,50	1,23	215
2,00	1,64	212
2,50	2,05	78
3,00	2,46	54



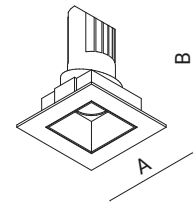
elliptic 47°x27°

H (m)	Ø1 (m)	Ø2 (m)	LUX (max)
1,00	0,81	0,49	767
1,50	1,21	0,73	341
2,00	1,62	0,98	192
2,50	2,02	1,22	123
3,00	2,42	1,46	85



DIMILANO60 | Standard frame - White optic

Code	Optic	Watt	Lumen	CRI	CCT	Class	Wiring	A	B mm	C
0381013A-930-11	medium 25°	8W	310lm	90	3000K	☐	ON/OFF	75	97	-
0381017A-930-11	wide flood 47°	8W	260lm	90	3000K	☐	ON/OFF	75	97	-
0381010A-930-11	elliptic 47°x27°	8W	300lm	90	3000K	☐	ON/OFF	75	97	-



LIGHTING DATA



medium 25°

H (m)	Ø (m)	LUX (max)
1,00	0,45	1245
1,50	0,67	553
2,00	0,89	311
2,50	1,12	199
3,00	1,34	138



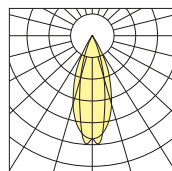
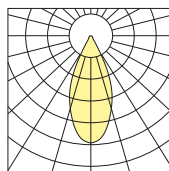
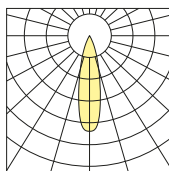
wide flood 47°

H (m)	Ø (m)	LUX (max)
1,00	0,83	452
1,50	1,24	201
2,00	1,66	113
2,50	2,07	72
3,00	2,49	50






elliptic 47°x27°

H (m)	Ø1 (m)	Ø2 (m)	LUX (max)
1,00	0,76	0,47	752
1,50	1,14	0,70	334
2,00	1,52	0,94	188
2,50	1,90	1,17	120
3,00	2,28	1,41	84




DIMILANO60 | Standard frame - Black optic

Code	Optic	Watt	Lumen	CRI	CCT	Class	Wiring	A	B mm	C
0381015A-930-11	 medium 25°	8W	260lm	90	3000K	☐	ON/OFF	75	97	-
0381019A-930-11	 wide flood 47°	8W	180lm	90	3000K	☐	ON/OFF	75	97	-
0381012A-930-11	 elliptic 47°x27°	8W	270lm	90	3000K	☐	ON/OFF	75	97	-

LIGHTING DATA



medium 25°

H (m)	Ø (m)	LUX (max)
1,00	0,45	1085
1,50	0,68	482
2,00	0,90	271
2,50	1,13	174
3,00	1,35	121



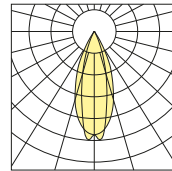
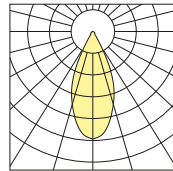
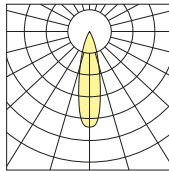
wide flood 47°




H (m)	Ø (m)	LUX (max)
1,00	0,82	363
1,50	1,22	161
2,00	1,63	91
2,50	2,04	58
3,00	2,45	40



elliptic 47°x27°

H (m)	Ø1 (m)	Ø2 (m)	LUX (max)
1,00	0,76	0,47	744
1,50	1,13	0,70	331
2,00	1,51	0,94	186
2,50	1,89	1,17	119
3,00	2,27	1,41	83


DIMILANO60 | Standard frame - Chrome-plated optic

Code	Optic	Watt	Lumen	CRI	CCT	Class	Wiring	A	B mm	C
0381014A-930-11	 medium 25°	8W	310lm	90	3000K	☐	ON/OFF	75	97	-
0381018A-930-11	 wide flood 47°	8W	270lm	90	3000K	☐	ON/OFF	75	97	-
0381011A-930-11	 elliptic 47°x27°	8W	300lm	90	3000K	☐	ON/OFF	75	97	-

LIGHTING DATA



medium 25°

H (m)	Ø (m)	LUX (max)
1,00	0,46	1231
1,50	0,69	547
2,00	0,92	308
2,50	1,15	197
3,00	1,39	137



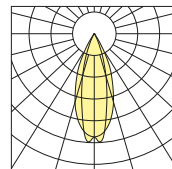
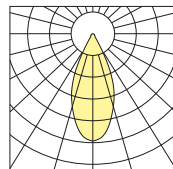
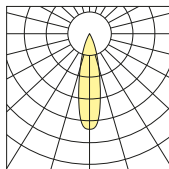
wide flood 47°

H (m)	Ø (m)	LUX (max)
1,00	0,82	485
1,50	1,23	215
2,00	1,64	212
2,50	2,05	78
3,00	2,46	54



elliptic 47°x27°


H (m)	Ø1 (m)	Ø2 (m)	LUX (max)
1,00	0,81	0,49	767
1,50	1,21	0,73	341
2,00	1,62	0,98	192
2,50	2,02	1,22	123
3,00	2,42	1,46	85



RECESSED DOWNLIGHTS



DIMILANO60 | Symmetric pinhole

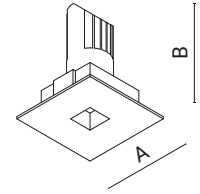
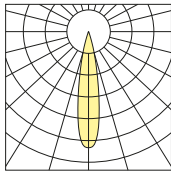
Code	Optic	Watt	Lumen	CRI	CCT	Class	Wiring	A	B mm	C
0381016A-930-11	 medium 20°	8W	270lm	90	3000K	□	ON/OFF	75	94	-

LIGHTING DATA




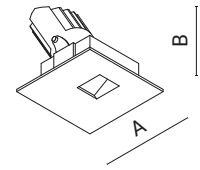
medium 20°

H (m)	Ø (m)	LUX (max)
1,00	0,35	1297
1,50	0,52	576
2,00	0,69	324
2,50	0,86	207
3,00	1,04	144



DIMILANO60 | Asymmetric pinhole

Code	Optic	Watt	Lumen	CRI	CCT	Class	Wiring	A	B mm	C
0381009A-930-11	 asymmetric lmax=30°	8W	230lm	90	3000K	□	ON/OFF	75	80	-



ACCESSORIES

1099250X	Kit to enhance the IP rating from IP43 to IP54. To be ordered together with the luminaire.	0,01Kg
----------	--	--------

