



PRODUCT FEATURES

Voltage	220±240 V ac (380 V ac optional for 4)
Frequency	50/60 Hz
Electrical safety class	I (class II optional for 1 or 2 mod.)
Power Supply Program	F - Fixed (standard) D - DALI (on request)
Service environment temperature	-30° ÷ +50°C
Storage room temperature	-40° ÷ +80°C
Certifications	CE, ROHS, EN60598-1, EN60598-2-5
Surge protection	10 kV com – 6 kV diff (10/10 on request)

DRIVER FEATURES

Power factor	> 0.90
Substitutability	External replaceable driver
Flicker	Flicker factor <3%

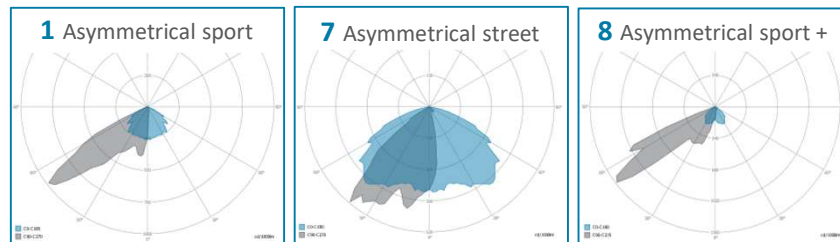
MECHANICAL FEATURES

Body	Die-cast aluminum
Copper content	Less than 0.1%
Total weight	see specifications sheet 2/3
Area exposed to the wind	see specifications sheet 2/3
Ingress protection	IP66
Shock protection	IK08
Diffuser	5 mm extra clear tempered glass
External screws	A2 stainless steel
Mounting	Floodlight bracket
Bracket material	Galvanized and painted steel

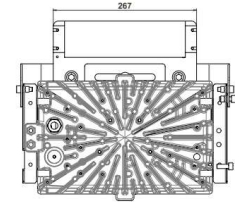
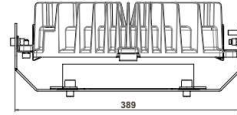
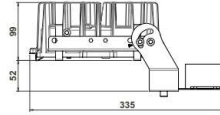
LED MODULE FEATURES

Color temperature	4000K (3000K / 5700K on request)
Color rendering index	> 70 (CRI 80 and 90 on request)
Lifetime L80B10	> 100,000 h (25°C T amb)
Optical system	Reflection optics

AVAILABLE OPTICS



1/2 MODULE VERSION



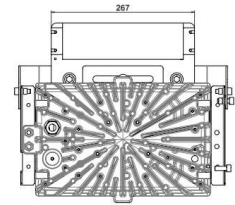
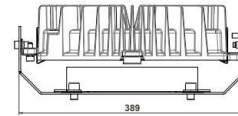
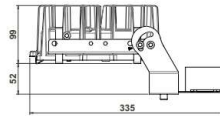
Unit of measurement: mm

NOTE: ALL WATTAGE & LUMEN FIGURES ARE NOMINAL

Weight	6.5 kg
Area exposed to the wind	0.10 - 0.05 - 0.03 m ²

CODE	OPTIC	CCT-CRI	FLUX (lm) @4000k	POWER (W)	EFFICIENCY (lm/W)
PET00A0FY00**G00FE	**01-07-08	4000K-CRI70	10570	74	143
PET00B0FY00**G00FE	**01-07-08	4000K-CRI70	14550	110	132
PET00C0FY00**G00FE	**01-07-08	4000K-CRI70	21250	158	134

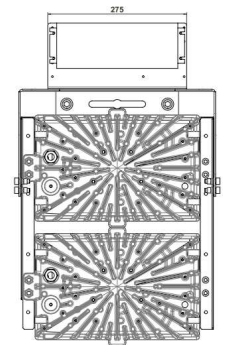
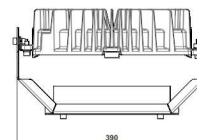
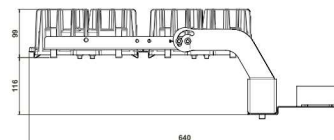
1 MODULE VERSION



Weight	7.0 kg
Area exposed to the wind	0.10 - 0.05 - 0.03 m ²

CODE	OPTIC	CCT-CRI	FLUX (lm) @4000k	POWER (W)	EFFICIENCY (lm/W)
PET00D0FY00**G01FE	**01-07-08	4000K-CRI70	30550	227	135
PET00E0FY00**G01FE	**01-07-08	4000K-CRI70	43700	339	129

2 MODULES VERSION

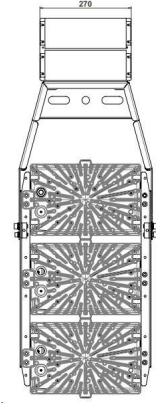
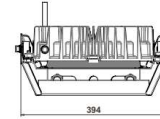
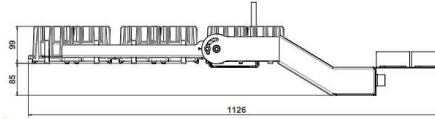


Invalid size for definitive designs.

Weight	14.0 kg
Area exposed to the wind	0.20 - 0.05 - 0.06 m ²

CODE	OPTIC	CCT-CRI	FLUX (lm) @4000k	POWER (W)	EFFICIENCY (lm/W)
PET00F0FY00**G02FE	**01-07-08	4000K-CRI70	59650	450	132
PET00G0FY00**G02FE	**01-07-08	4000K-CRI70	70350	504	140
PET00G1FY00**G02FE	**01-07-08	4000K-CRI70	81750	601	136
PET00H0FY00**G02FE	**01-07-08	4000K-CRI70	91400	701	130

3 MODULES VERSION

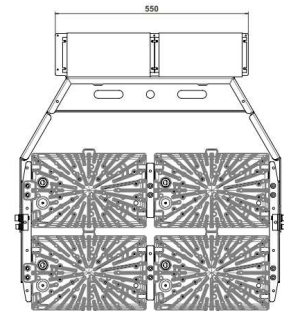
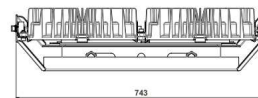
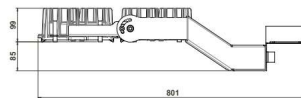



Unit of measurement: mm

Weight	21.0 kg
Area exposed to the wind	0.29 - 0.05 - 0.08 m ²

CODE	OPTIC	CCT-CRI	FLUX (lm) @4000k	POWER (W)	EFFICIENCY (lm/W)
PET00I0FY00**G03FE	*01-07-08	4000K-CRI70	105800	790	134
PET00J0FY00**G03FE	*01-07-08	4000K-CRI70	123800	940	132

4 MODULES VERSION




Invalid size for definitive designs.

Weight	24.0 kg
Driver Weight	5.0+5.0 kg
Area exposed to the wind	0.36 - 0.10 - 0.06 m ²

CODE	OPTIC	CCT-CRI	FLUX (lm) @4000k	POWER (W)	EFFICIENCY (lm/W)
PET00K0FY00**G04FE	**01-07-08	4000K-CRI70	140700	1007	140
PET00K1FY00**G04FE	**01-07-08	4000K-CRI70	168000	1261	133
PET00L0FY00**G04FE	**01-07-08	4000K-CRI70	189400	1458	130

ACCESSORIES



DESCRIPTION	½ MOD	1 MOD	2 MOD	3 MOD	4 MOD
LASER BEAM ADAPTER	ACC0008	ACC0008	ACC0008	ACC0008	ACC0008
ANTI-GLARE SCREEN	ACC0009	ACC0009	2x ACC0009	3x ACC0009	ACC0010
DRIVER COVER			ACC0011	ACC0011	ACC0012
SHELTER + CABLE + STEEL CONDUIT			ACC0013	ACC0013	ACC0014

CODE STRUCTURE			
POSITION 1,2,3	PRODUCT FAMILY	P E T	Petrarca
POSITION 4,5,6,7	FLUX (*)	00x0	123 400 lm
		F	Fixed with 1-10 V (standard)
POSITION 8	POWER SUPPLY PROGRAM	P	Standard night Cycle
		D	DALI
		X	DMX
POSITION 9	CCT + CRI	X	3000K – CRI 70 (K=0.91)
		W	3000K – CRI 80 (K=0.86)
		Y	4000K – CRI 70 (K=1)
		V	4000K – CRI 80 (K=0.9)
		Z	5700K – CRI 70 (K=1)
		T	5700K – CRI 80 (K=0.9)
		N	5700K – CRI 90 (K=0.78)
POSITION 10,11	ELECTRICAL SAFETY CLASS AND VOLTAGE	00	Class I – 220 V ac
		02	Class II – 220 V ac (only for Petrarca 1 and 2 modules)
		03	Class I – 380 V ac (only for Petrarca 4)
POSITION 12,13	OPTIC	01	Asymmetric Sport
		07	Asymmetric Street
		08	Asymmetric Sport +
POSITION 14	COLOUR	G	Grey
POSITION 15,16	NB. OF MODULES	04	4 modules
POSITION 17	FIXING MODE/APPLICATION	F	Floodlight
POSITION 18	DRIVER POSITION	E	External, on board
		Y	Pole base IP66 (only for Petrarca 4 and 6 modules)

EXAMPLE: Petrarca 4 modules, grey, 194.100 lm – 4000K CRI 70, optic Asy sport+ external driver

COD	P	E	T	0	0	L	0	F	Y	0	0	0	8	G	0	4	F	E
POS.	1	2	3	4	5	6	7	8	9	10	11	12	13	14	15	16	17	18

The resulting code is: **PET00L0FY0008G04FE**

Flux and power data are corresponding to typical values referring to ambient temperature (Ta) equal to 25° C or 77° F with tolerance ± 7%. In order to facilitate continuous updating of products Arianna spa reserves the right to make changes without notice.