

# Energy DUE

LED Street/Area Luminaire



**CREE** LIGHTING

## Product Description

Designed as a complete street lighting system and optimized for LED light sources, it is distinguished by its extraordinary efficiency. Energy provides the best lighting solution.

Developed with three product sizes, a wide range of light sources together with a comprehensive optical range, stand-alone flux control options and Zhaga and Nema connectivity. Energy can be mounted on a pole or bracket with an adjustability of +/- 20° and with 5° increments. Adjustments can be done from outside without having to open the product cover

**Applications:** Urban and internal roads, pedestrian walkways and car parks.

## Performance Summary

**Efficacy:** Up to 180 lm/W

**Initial Color Consistency:** 4 Step SDCM

**System Lumen Output:** Up to 23000 lm

**Limited Warranty:** 5 years on luminaire  
Extended warranty (up to 10 years) available for approved projects. Contact ADLT for further information.



## Ordering information

Eg. TRMB-2-K10-E-180-407-^ - A - G - FX - S - S - 00

TRMB	- 2	- K10	- E	- 180	- 407	- ^	- A	- G	- FX	- S	- S	- 00				
Product	Mounting	Optic	Light engine	Lumen output	CCT	Insulation Class	Voltage	Finish	Option	Variant	Protection	Cable Length				
TRMB Energy DUE Version B	2 Horiz/vert tenon 60/42mm OD	K07 NanoComfort Narrow Street	150 Wide Street	D Up to 13000 lm	120 - 12000lm 130 - 13000lm	227 2200K CRI70	+ Class I	A 220-240V	G Sapphire Grey	FX Fixed Output	S No socket/ No sensor	S By Driver	00 No cable			
	TUMB Energy DUE LCU Version B	3 Vert tenon 76mm OD	K08 NanoComfort Narrow Street	200 Extra Wide Street	E Up to 17300 lm	140 - 14000lm 150 - 15000lm 160 - 16000lm 173 - 17300lm								277 2700K CRI70	^ Class II	S Silver
K09 NanoComfort Medium Street			SCP Street & Cycle Path	F Up to 23000 lm	180 - 18000lm 200 - 20000lm 220 - 22000lm 230 - 23000lm	307 3000K CRI70	M2 Virtual Midnight 2	Z Zhaga Top	U 10 kV	B6 Exit cable 6 m						
K10 NanoComfort Medium Street			PCR Pedestrian Crossing Right								407 4000K CRI70	B Zhaga Bottom	UF* 10 kV +Fuse	B8 Exit cable 8 m		
K11 NanoComfort Medium Street			PCL Pedestrian Crossing Left	D Zhaga Top & Bottom	0B Exit cable 10 m											
K12 NanoComfort Broad Street			P05 Pedestrian Narrow			2B Exit cable 12 m										
100 Medium Street			P25 Pedestrian Extra Wide													
125 Broad Street																

\*Fuseholder with 5x20 8A rit. fuse on the input (line only)

Standard cable cross-section 1.5mm<sup>2</sup>. Other cross-sections available on request.

LIGHT SHIELDS	
TRS-BLSF	Front shield
TRM-BLSR	Right shield
TRM-BLSL	Left shield
TRS-BLSB	Back shield

ADAPTER	
KIT-TRS-AP60-42-48-V0	Fitter kit to mount to 42 & 48 mm tenon

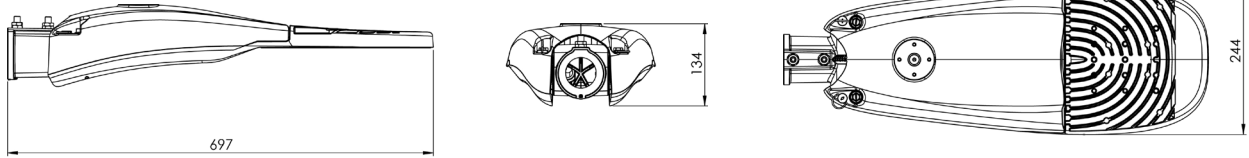
# Energy DUE

LED Street/Area Luminaire



**CREE** LIGHTING

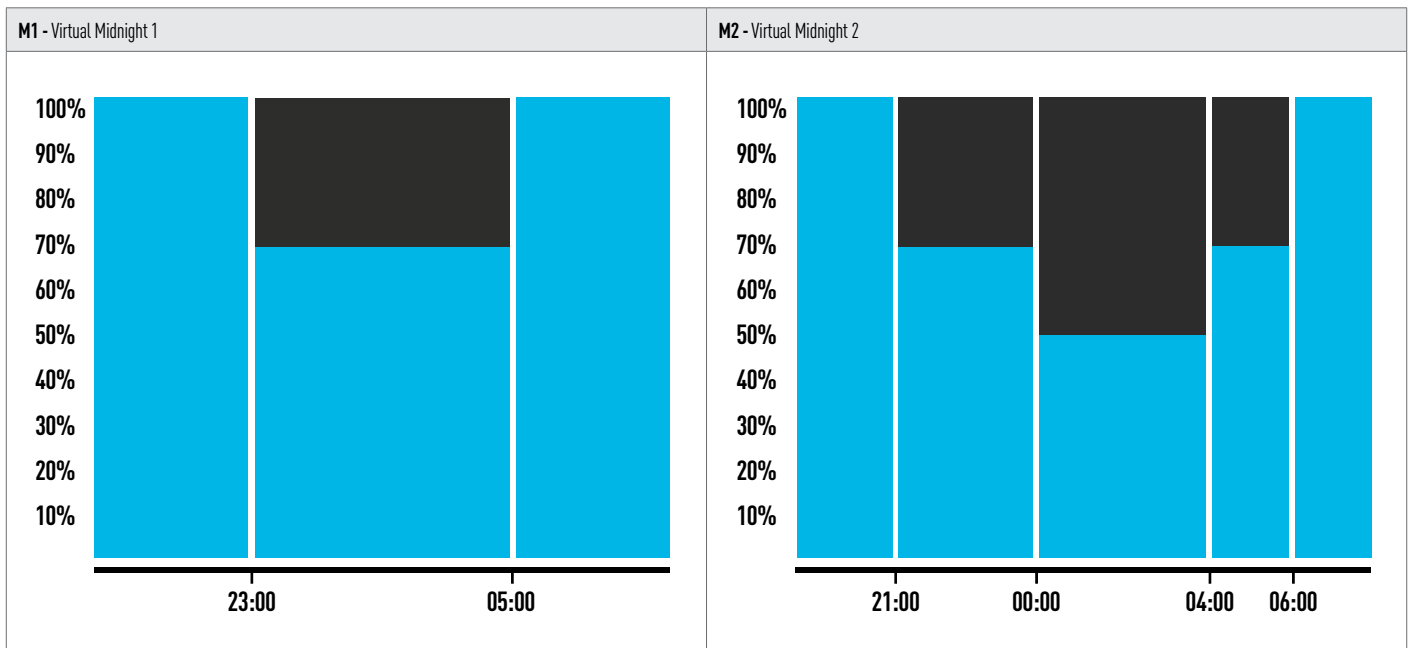
## Dimensions



Light engine	System Lumen Output (lm)	Power (W)	Efficacy (lm/W)
D	12087	69,6	174
	13004	75,2	173
E	14033	76,3	184
	14959	82,4	182
	16062	88,7	181
	17275	97,0	178
F	18100	101,0	179
	19921	114,1	180
	21998	129,8	169
	23082	138,4	167

Note<sup>1</sup>: Data above for 4000K CRI70. Conversion factor for 3000K CRI70 = 0.95 | 2700K CRI70 = 0.91 | 2200K CRI70 = 0.79

Note<sup>2</sup>: Lumen and power data are typical values at 25°C ambient temperature. These values are subject to a tolerance of ± 7%. In order to facilitate product updates, Cree Lighting Europe reserves the right to make changes without prior notice



## Virtual Midnight

This independent stand-alone system requires no additional wiring; it is integrated into the luminaire and requires no intervention from the installer. A system that is reliable and easy to set, as the adjustment follows pre-defined steps. Virtual Midnight offers excellent results in terms of savings: the device updates automatically according to the system's switch-on and switch-off times. Most energy saving regulations - GPP and the like - require maximum light output during the first and last hours of operation, which are generally the busiest, and a reduction of at least 30% during the central hours of the night. Through a self-learning process, the microprocessor determines the central point - the so-called virtual midnight - between the time the system is switched on (sunset) and the time it is switched off (dawn). The process is carried out over three consecutive days with regular on/off cycles. Virtual midnight is the reference point for switching the setback intervals according to the desired profile.

## FEATURES

- Available with **NanoComfort**<sup>®</sup> precision optical system
- System lumen output up to 23000lm
- Zhaga Book 15 compliant LED module efficiency (excluding optical system):  $\geq 220$  lm/W
- Luminaire efficiency (including optical losses): up to 180 lm/W
- CCT: 4000K Ra70, 3000K Ra70, 2700K Ra70, 2200K Ra70
- CRI Standard min. 70
- Initial Chromatic Selection:  $\leq 4$ -Step MacAdam ellipse or  $\Delta u'v' \leq 0.003$  (LM80:08)
- Luminous flux maintenance factor: L90B10 >100,000 hours Ta=25°C
- Optical compartment and wiring compartment ingress protection: IP66 (IEC 60529)
- Optical compartment and wiring compartment impact resistance: IK10 (EN 62262)
- Overvoltage protection: up to 10kV CM/DM according to EN 61000-4-5 and EN 61547
- Driver equipped with over-temperature protection for optimal performance and safety
- Power factor: up to 0.98 at full load
- Operating temperature: -40°C up to +50°C
- Control options: Virtual Midnight, D4i
- Available with fuse, 20mm Zhaga Book 18 connector and NEMA socket
- Backlight control accessory available on request for selected lenses
- Front, side & rear light shield accessories available
- SPD with LED fault indicator (Standard in class I, available on request in class II)
- Weight: 7,5 kg
- Lateral windage area: 0.04 m<sup>2</sup>, maximum windage area: 0.13 m<sup>2</sup>

## CONSTRUCTION AND MATERIALS

- Die-cast aluminum body EN 47100 (copper content <0.7%). Aluminum alloy EN AB 44300 (copper content <0.1%) available as an option.
- Power supply compartment accessible without the use of tools
- Ultra-clear 4mm tempered glass with anti-reflective coating
- Replaceable PMMA lenses
- Replaceable LED board equipped with ESD protection
- Cable type H07RN-F (Cable length up to 15m)
- Easy installation: wiring compartment accessible without tools, no need to open it for installation if the fixture is configured with protruding cable
- Convenience in routine and extraordinary maintenance: accessible power supply compartment; lenses and LEDs easily removable and replaceable
- Luminaire assembled without the use of adhesives, fully demountable and recyclable
- Can be mounted on poles or brackets with an adjustability of +/- 20° and with 5° increments

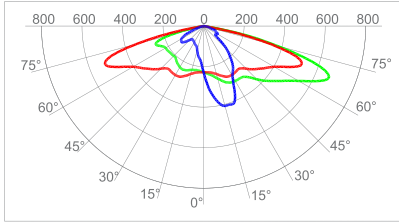
## WARRANTY AND CERTIFICATIONS

- Warranty: 5 years / 10 years on request
- CE / CB / RoHS / ENEC
- Compliant to: EN 60598-1, EN 60598-2-3
- TM66 rated with an excellent circularity
- Meets CAM requirements
- Exempt risk class (EN 62471)
- Compliant with vibration test in accordance with IEC 60068-2-6 severity levels
- Lead-free powder coatings with excellent exterior durability, conforms to the requirements:
  - Adhesion - test compliant with ISO 2409
  - Salt spray - test NSS compliant with ISO 9227
  - Accelerated Weathering - test UV compliant with ISO 16474-3 (ex ISO 11507)
  - Constant humidity - test compliant with ISO 6270-1

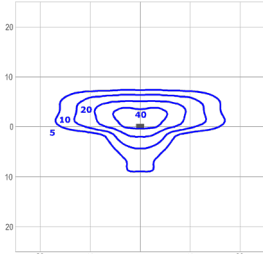
## Photometry

All published luminaire photometric testing performed by an external certified ISO 17025 laboratory.  
To obtain an IES file specific to your project consult: [www.creelighting-europe.com](http://www.creelighting-europe.com)

### K07 - Narrow Street



cd/klm  
— C0 - C180    — C90 - C270    — C05 - C185

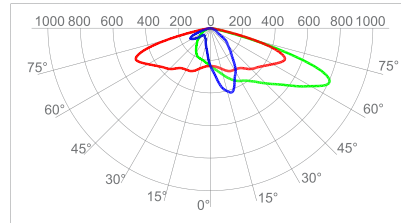


lux

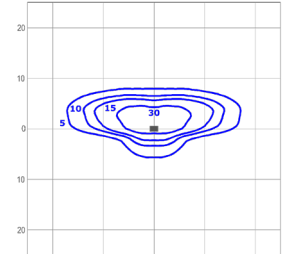
Luminous Intensity Class G\*3  
Glare Index D6

TRSB-2-K07-B-80-407  
Mounting Height: 6m

### K08 - Narrow Street



cd/klm  
— C0 - C180    — C90 - C270    — C17 - C197

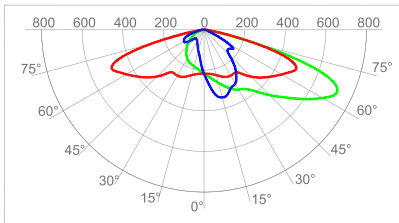


lux

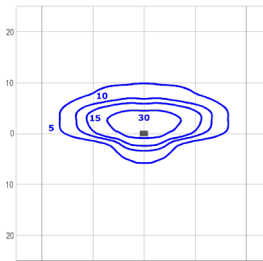
Luminous Intensity Class G\*3  
Glare Index D5

TRSB-2-K08-B-80-407  
Mounting Height: 6m

### K09 - Medium Street



cd/klm  
— C0 - C180    — C90 - C270    — C16 - C196

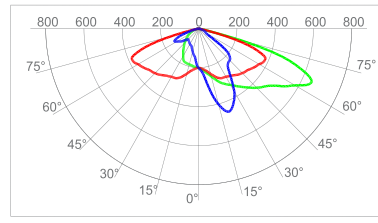


lux

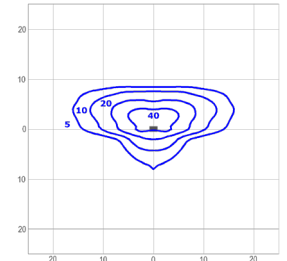
Luminous Intensity Class G\*3  
Glare Index D5

TRSB-2-K09-B-80-407  
Mounting Height: 6m

### K10 - Medium Street



cd/klm  
— C0 - C180    — C90 - C270    — C20 - C200

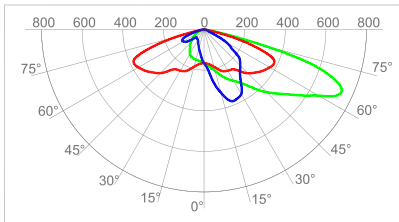


lux

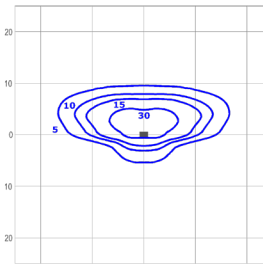
Luminous Intensity Class G\*3  
Glare Index D5

TRSB-2-K10-B-80-407  
Mounting Height: 6m

### K11 - Medium Street



cd/klm  
— C0 - C180    — C90 - C270    — C19 - C199

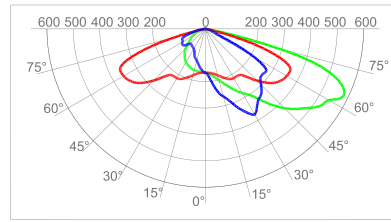


lux

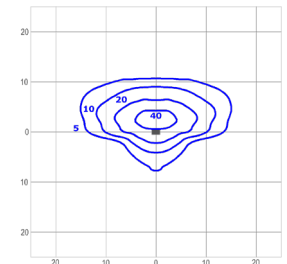
Luminous Intensity Class G\*3  
Glare Index D5

TRSB-2-K11-B-80-407  
Mounting Height: 6m

### K12 - Broad Street



cd/klm  
— C0 - C180    — C90 - C270    — C20 - C200

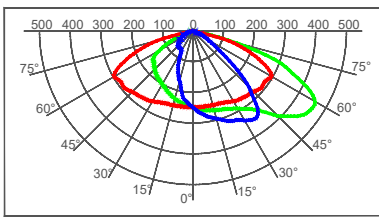


lux

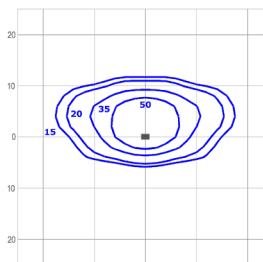
Luminous Intensity Class G\*3  
Glare Index D5

TRSB-2-K12-B-80-407  
Mounting Height: 6m

### 100 - Medium Street



cd/klm  
— C0 - C180    — C90 - C270    — C22.5 - C202.5

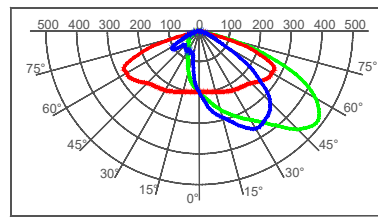


lux

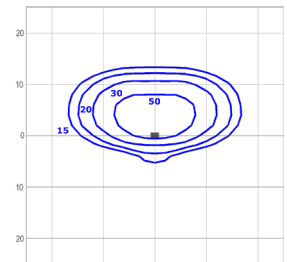
Luminous Intensity Class G\*4  
Glare Index D5

TRSB-2-100-B-80-407  
Mounting Height: 6m

### 125 - Broad Street



cd/klm  
— C0 - C180    — C90 - C270    — C32.5 - C212.5



lux

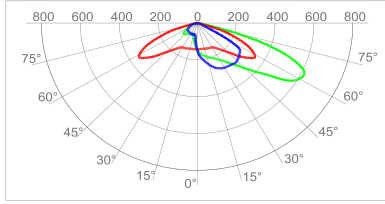
Luminous Intensity Class G\*4  
Glare Index D6

TRSB-2-125-B-80-407  
Mounting Height: 6m

## Photometry

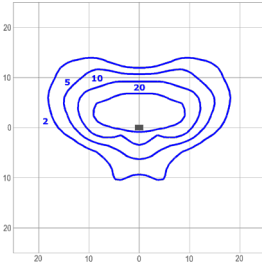
All published luminaire photometric testing performed by an external certified ISO 17025 laboratory.  
To obtain an IES file specific to your project consult: [www.creelighting-europe.com](http://www.creelighting-europe.com)

### 150 - Wide Street



cd/klm  
— C0 - C180    — C90 - C270    — C27.5 - C207.5

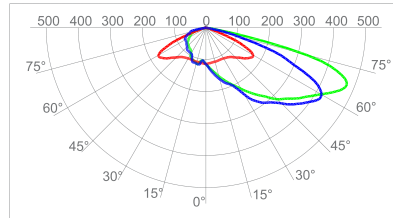
Luminous Intensity Class G\*3  
Glare Index D5



lux

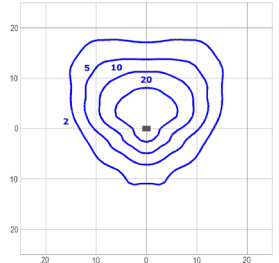
TRSB-2-150-B-80-407  
Mounting Height: 6m

### 200 - Extra Wide Street



cd/klm  
— C0 - C180    — C90 - C270    — C55 - C235

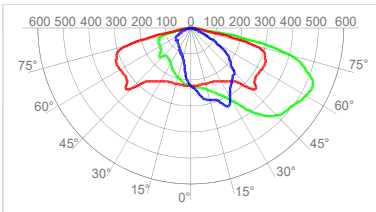
Luminous Intensity Class G\*3  
Glare Index D5



lux

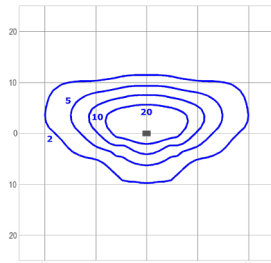
TRSB-2-200-B-80-407  
Mounting Height: 6m

### SCP - Street & Cycle Path



cd/klm  
— C0 - C180    — C90 - C270    — C20 - C200

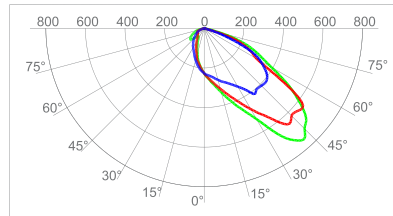
Luminous Intensity Class G\*2  
Glare Index D4



lux

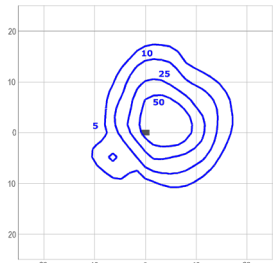
TRSB-2-SCP-B-80-407  
Mounting Height: 6m

### PCR - Pedestrian Crossing Right



cd/klm  
— C0 - C180    — C90 - C270    — C17.5 - C197.5

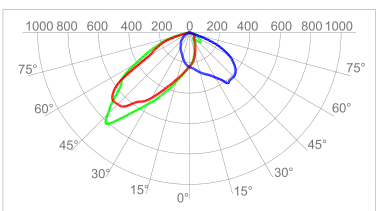
Luminous Intensity Class G\*6  
Glare Index D5



lux

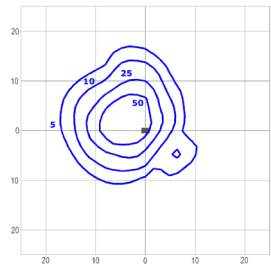
TRSB-2-PCR-B-80-407  
Mounting Height: 6m

### PCL - Pedestrian Crossing Left



cd/klm  
— C0 - C180    — C90 - C270    — C160 - C340

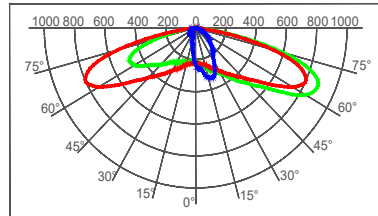
Luminous Intensity Class G\*6  
Glare Index D5



lux

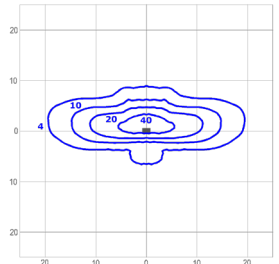
TRSB-2-PCL-B-80-407  
Mounting Height: 6m

### P05 - Pedestrian Narrow



cd/klm  
— C0 - C180    — C90 - C270    — C9 - C189

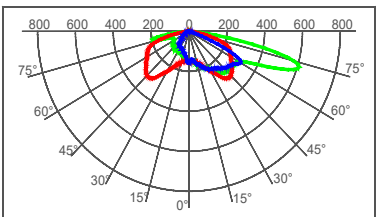
Luminous Intensity Class G\*1  
Glare Index D4



lux

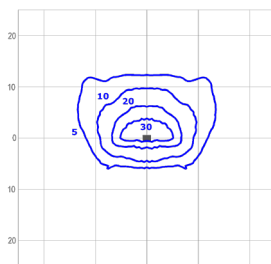
TRSB-2-P05-B-80-407  
Mounting Height: 6m

### P25 - Pedestrian Extra Wide



cd/klm  
— C0 - C180    — C90 - C270    — C45 - C225

Luminous Intensity Class G\*0  
Glare Index D4



lux

TRSB-2-P25-B-80-407  
Mounting Height: 6m

© 2025 Cree Lighting Europe S.p.A. . All rights reserved. For informational purposes only.  
Content is subject to change. Patent [www.creelighting.com/patents](http://www.creelighting.com/patents). Cree® and the Cree logo are registered trademarks and the Cree SmartCast Technology Logo is a trademark of Cree, Inc.