

# StreetMaster S



LED Street/Area Luminaire

## Product Description

The StreetMaster Series is designed following principles of unparalleled energy efficiency, environmental sustainability, innovative modular design, extended service life and rapid installation. This series represents the optimal lighting solution for any context, offering a modular system that includes two product sizes, a wide range of optics, options for dimming autonomous luminous flux and Zhaga connectivity.

The innovative adjustable joint allows mounting on 60mm outer diameter poles or stands, with an adjustability of 5° increments. Tilt adjustment is easy, made from the outside without the need to open the cover. Due to its high efficacy, the StreetMaster Series is designed to replace even first-generation LED lighting fixtures, ensuring a quick return on investment.

The design also reflects the 'less is more' philosophy, emphasizing simplicity and effectiveness.

**Applications:** Urban and suburban roads, walkways, and parking lots.



## Performance Summary

**Efficacy:** up to 175lm/W

**Initial Color Consistency:** 4 Step SDCM

**System Lumen Output:** Up to 10000 lm

**Limited Warranty:** 5 years on luminaire\*

\*Extended warranty (up to 10 years) available on approved projects. Contact ADLT for further information.

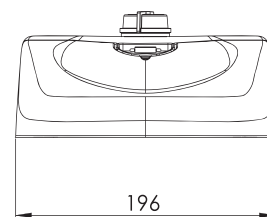
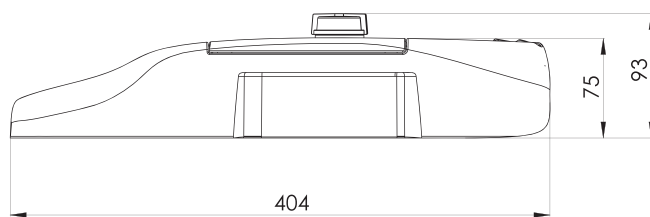
## Ordering information

Eg: SPSA-2-K10-B-60-407-^ - A - S - FX - S - S - 00

SPSA	- 2	- K10	- B	- 60	- 407	- ^	- A	- S	- FX	- S	- S	- 00
Product	Mounting	Optic	Light engine	Lumen output	CCT	Insulation Class	Voltage	Finish	Option	Variant	Protection	Cable Length
SPSA StreetMaster Small	2 horiz/vert tenon 60/42mm OD	K07 NanoComfort Narrow Street	A Up to 4200lm	10 - 1000lm	307 3000K CRI70	+ Class I  ^ Class II	A 220-240V	S Silver	FX	S No socket/ No sensor	S By Driver	00 No cable
				20 - 2000lm					01 Exit cable 1 m			
		30 - 3000lm	407 4000K CRI70	M1	Z Zhaga D4i socket				SF* Standard +Fuse			
		36 - 3600lm		M2								
		42 - 4200lm	B Up to 7000lm	50 - 5000lm 55 - 5500lm 60 - 6000lm 65 - 6500lm 70 - 7000lm	U 10 kV				UF* 10 kV +Fuse			
		K08 NanoComfort Narrow Street										
	K09 NanoComfort Medium Street					K10 NanoComfort Medium Street	K11 NanoComfort Medium Street	K12 NanoComfort Broad Street				
		K10 NanoComfort Medium Street								K11 NanoComfort Medium Street	K12 NanoComfort Broad Street	150 Wide Street

\*Fuseholder with 5x20 8A rit. fuse on the input (line only)

## Dimensions



Advanced Lighting Technologies Australia Inc  
Advanced Lighting Technologies New Zealand Ltd  
Advanced Lighting Technologies Asia Pte Ltd

Australia  
New Zealand  
Singapore

+61 3 9800 5600  
+64 9 415 6332  
+65 6844 2338

www.adlt.co.au  
www.adlt.co.nz  
www.adlt.com.sg

# StreetMaster S

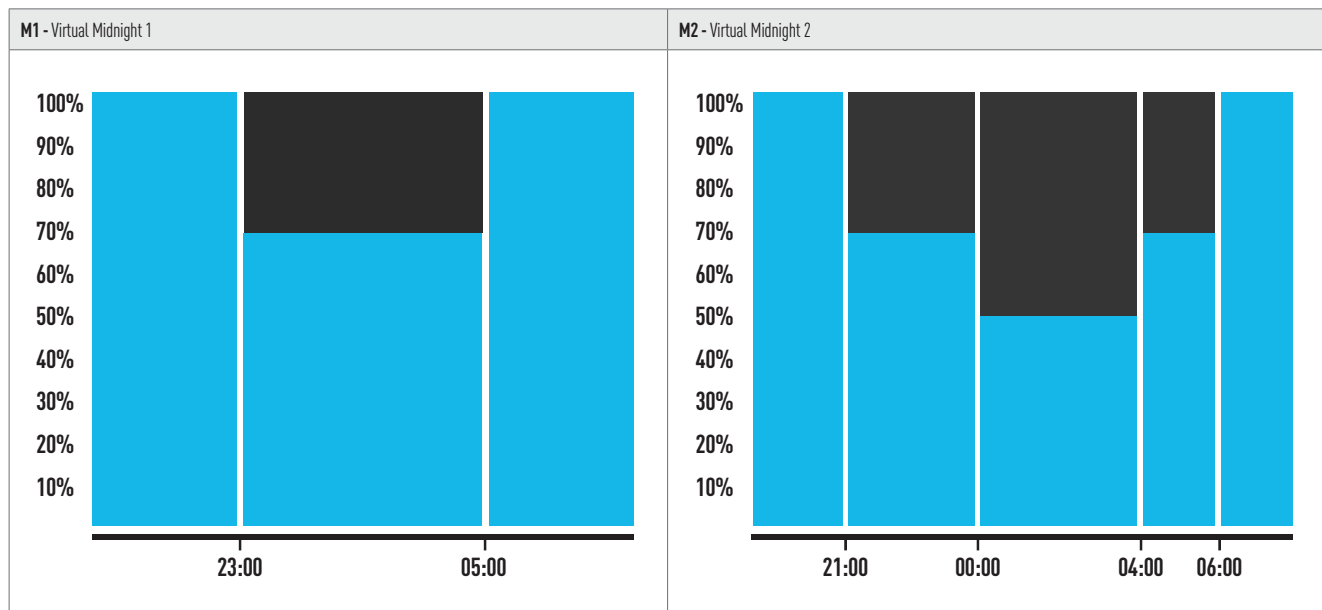
LED Street/Area Luminaire



Light engine	System Lumen Output (lm)	Power (W)	Efficacy (lm/W)
A	1000	6.4	156
	2000	12.0	167
	3000	18.2	165
	3600	22.2	162
	4200	26.5	159
B	5000	28.6	175
	5500	31.7	174
	6000	34.9	172
	6500	38.2	170
	7000	41.6	168
C	8000	49.5	162
	9000	56.7	159
	10000	64.5	155

Note<sup>1</sup>: Data above for 4000K CRI70. Conversion factor for 3000K CRI70 = 0.95

Note<sup>2</sup>: lux and power data are typical values at 25°C ambient temperature. These values are subject to a tolerance of ± 7%. In order to facilitate product updates, Cree Lighting Europe reserves the right to make changes without prior notice



## Virtual Midnight

This independent stand-alone system requires no additional wiring; it is integrated into the luminaire and requires no intervention from the installer. A system that is reliable and easy to set, as the adjustment follows pre-defined steps. Virtual Midnight offers excellent results in terms of savings: the device updates automatically according to the system's switch-on and switch-off times. Most energy saving regulations - GPP and the like - require maximum light output during the first and last hours of operation, which are generally the busiest, and a reduction of at least 30% during the central hours of the night. Through a self-learning process, the microprocessor determines the central point - the so-called virtual midnight - between the time the system is switched on (sunset) and the time it is switched off (dawn). The process is carried out over three consecutive days with regular on/off cycles. Virtual midnight is the reference point for switching the setback intervals according to the desired profile.



Advanced Lighting Technologies Australia Inc  
 Advanced Lighting Technologies New Zealand Ltd  
 Advanced Lighting Technologies Asia Pte Ltd

Australia  
 New Zealand  
 Singapore

+61 3 9800 5600  
 +64 9 415 6332  
 +65 6844 2338

www.adlt.com.au  
 www.adlt.co.nz  
 www.adlt.com.sg

## FEATURES

- Available with **NanoComfort**® precision optical system
- System lumen output up to 10000lm
- Zhaga Book 15 compliant LED module efficiency (excluding optical system):  $\geq 220$  lm/W
- Luminaire efficiency (including optical losses): up to 175 lm/W
- CCT: 4000K Ra70, 3000K Ra70
- CRI Standard min. 70
- Initial Chromatic Selection:  $\leq 4$ -Step MacAdam ellipse or  $\Delta u'v' \leq 0.003$  (LM80:08)
- Luminous flux maintenance factor: L90B10 up to  $>100,000$  hours  $T_a=25^\circ\text{C}$
- Optical compartment and wiring compartment ingress protection: IP66 (IEC 60529)
- Optical compartment and wiring compartment impact resistance: IK10 (EN 62262)
- Overvoltage protection: up to 10kV CM/DM according to EN 61000-4-5 and EN 61547
- Driver equipped with over-temperature protection for optimal performance and safety
- Power factor: up to 0.98 at full load
- Operating temperature:  $-40^\circ\text{C}$  up to  $+50^\circ\text{C}$
- Control options: Virtual Midnight, D4i
- Available with fuse and 20mm Zhaga Book 18 connector
- Backlight control accessory available on request for selected lenses
- SPD with LED fault indicator (Standard in class 1, available on request in Class 2)
- Weight: 3.2 kg
- Lateral windage area:  $0.03\text{ m}^2$ , maximum windage area:  $0.07\text{ m}^2$

## CONSTRUCTION AND MATERIALS

- Die-cast aluminum body with low copper content
- Power supply compartment accessible without the use of tools
- Ultra-clear 4mm tempered glass with anti-reflective coating
- Replaceable PMMA lenses
- Replaceable LED board equipped with ESD protection
- Cable type H05RN-F (Cable length up to 12m)
- Easy installation: wiring compartment accessible without tools, no need to open it for installation if the fixture is configured with protruding cable
- Convenience in routine and extraordinary maintenance: accessible power supply compartment; lenses and LEDs easily removable and replaceable using a single tool
- Luminaire assembled without the use of adhesives, fully demountable and recyclable
- Fixed mounting on 42/60/76mm diameter vertical poles or stands and adjustable mounting in  $5^\circ$  increments (from  $0^\circ$  to  $-15^\circ$ ) on 42/60mm horizontal tenons

## WARRANTY AND CERTIFICATIONS

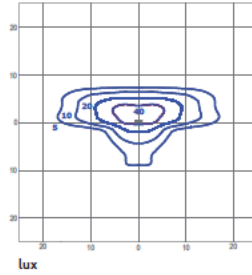
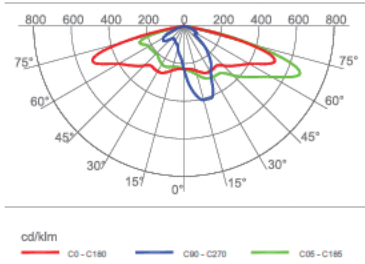
- Warranty: 5 years / 10 years on request\*
- CE / CB / RoHS / ENEC pending
- Compliant to: EN 60598-1, EN 60598-2-3
- Meets CAM requirements
- Exempt risk class (EN 62471)
- Compliant with vibration test in accordance with IEC 60068-2-6 severity levels
- Lead-free powder coatings with excellent exterior durability, conforms to the requirements:
  - Adhesion - test compliant with ISO 2409
  - Salt spray - test NSS compliant with ISO 9227
  - Accelerated Weathering - test UV compliant with ISO 16474-2 (ex ISO 11507)
  - Constant humidity - test compliant with ISO 6270-1

\*Extended warranty (up to 10 years) available on approved projects. Contact ADLT for further information.

## Photometry

All published luminaire photometric testing performed by an external certified ISO 17025 laboratory.  
To obtain an IES file specific to your project consult: [www.creelighting-europe.com](http://www.creelighting-europe.com)

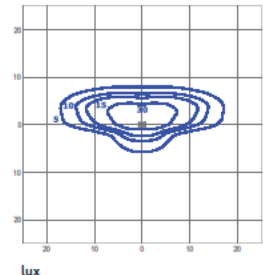
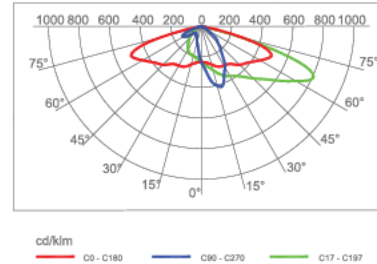
### K07 - Narrow Street



Luminous Intensity Class G\*3  
Glare Index D6

SPSA-2-K07-C-80-407  
Mounting Height: 6m

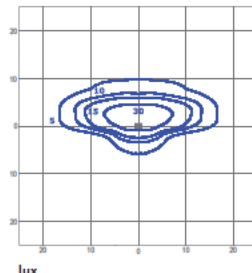
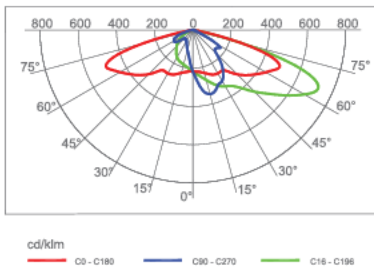
### K08 - Narrow Street



Luminous Intensity Class G\*3  
Glare Index D5

SPSA-2-K08-C-80-407  
Mounting Height: 6m

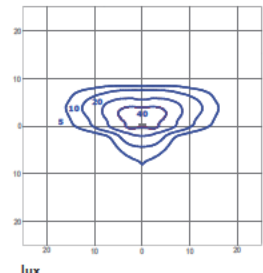
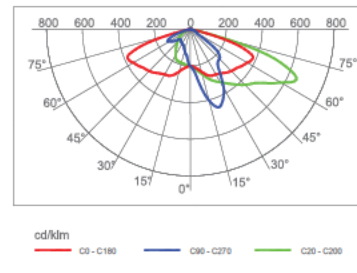
### K09 - Medium Street



Luminous Intensity Class G\*3  
Glare Index D5

SPSA-2-K09-C-80-407  
Mounting Height: 6m

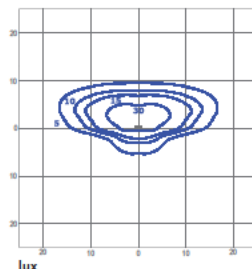
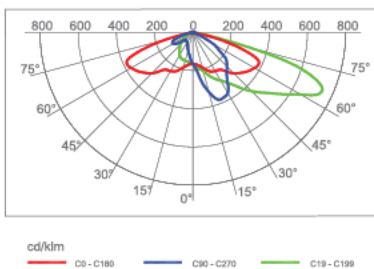
### K10 - Medium Street



Luminous Intensity Class G\*3  
Glare Index D5

SPSA-2-K10-C-80-407  
Mounting Height: 6m

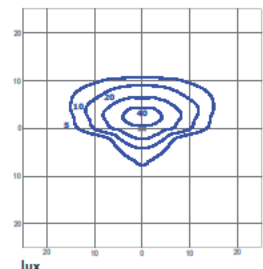
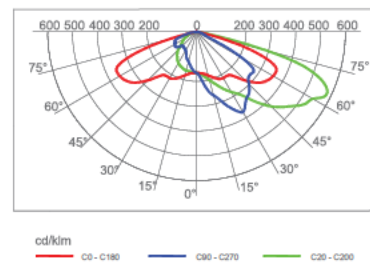
### K11 - Medium Street



Luminous Intensity Class G\*3  
Glare Index D5

SPSA-2-K11-C-80-407  
Mounting Height: 6m

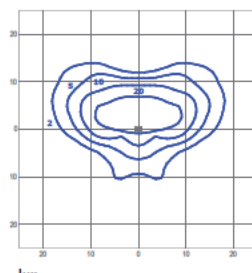
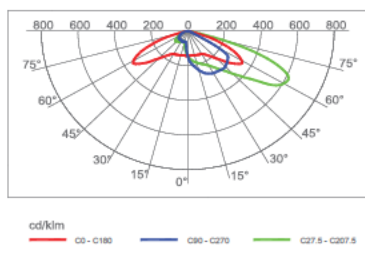
### K12 - Broad Street



Luminous Intensity Class G\*3  
Glare Index D5

SPSA-2-K12-C-80-407  
Mounting Height: 6m

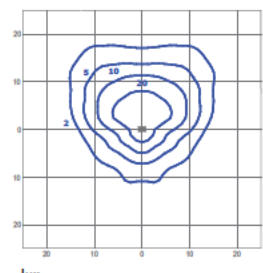
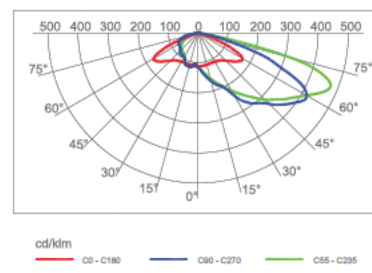
### 150 - Wide Street



Luminous Intensity Class G\*3  
Glare Index D5

SPSA-2-150-C-80-407  
Mounting Height: 6m

### 200 - Extra Wide Street



Luminous Intensity Class G\*3  
Glare Index D5

SPSA-2-200-C-80-407  
Mounting Height: 6m