

# XSP High Output Series

XSPM - LED Street/Area Luminaire



**CREE** LIGHTING

## Product Description

Designed from the ground up as a totally optimized LED street lighting system, XSPM maintains the familiar look of the traditional cobrahead design and delivers substantial energy savings while reducing maintenance time and costs. Equipped with our NanoOptic® Precision Delivery Grid™ optic, XSPM achieves better optical control than traditional street lighting fixtures and efficiently delivers white uniform light for safer-feeling communities. The luminaire is designed to mount directly to 76mm or 60mm outer dimension tenons or poles with a specific spigot (adjustable arm).

**Applications:** Roadway, parking lots, walkways and general area spaces.

## Performance Summary

NanoOptic® Precision Delivery Grid™ optic

**Efficacy:** Up to 150 lm/W

**Initial Colour consistency:** 4 MacAdam steps

**Limited Warranty:** Class 1 — 10 years on luminaire / 10 years on Colorfast DeltaGuard® finish  
Class 2 — 5 years on luminaire / 10 years on Colorfast DeltaGuard® finish

*Extended warranty (up to 10 years) available for Class II luminaires on approved projects. Contact ADLT for further information.*



## Ordering Information

Eg.: XSPM-E-02-2LG-A-30K--+24-SV-FX-S-00+FX04AE1-0001

XSPM	- E	- 02	- 2LG	- A	- 30K	- +	- 24	- SV	- FX	- S	- 00
Product	Version	Mounting	Optic	Input Power	CCT	Insulation Class	Voltage	Finish	Options	Variant	Cable length
XSPM	E	02 horiz/vert tenon 60mm OD	2LG Type II long	A 58W	30K 3000K	+ Class 1	24 220-240V	SV Silver	Input Power A: FX* Fixed Input Power DIM Dimmable(1-10V) LS* Lumistep Input Power B: FX* Fixed Input Power DY* DynaDimmer DL DALI CL Constant Lumen Output LS* Lumistep Input Power C: CR VM Chronostep reprogram. Input Power D: DYF* DynaDimmer SR* Sensor Ready	S Standard	00 Standard (w/o cable)
			275 Type II short	B 41W	40K 4000K	^ Class 2		BK Black		N Nema 7pin	01 Exit cable 30cm
		03 horiz/vert tenon 76mm OD	210 Type II short	C 41W	57K 5700K	Input Power D: Z Zhaga Socket ZF Zhaga Socket + Fuse	Input Power D: Z Zhaga Socket ZF Zhaga Socket + Fuse	Input Power D: Z Zhaga Socket ZF Zhaga Socket + Fuse			
			2SH Type II short	D 41W						03 Exit cable 3m	
			3SH Type III short							06 Exit cable 6m	
			3ME Type III medium							10 Exit cable 10m	
			4ME Type IV medium							12 Exit cable 12m	

\* Can be combined with CLO functions, for information contact Cree Lighting Europe

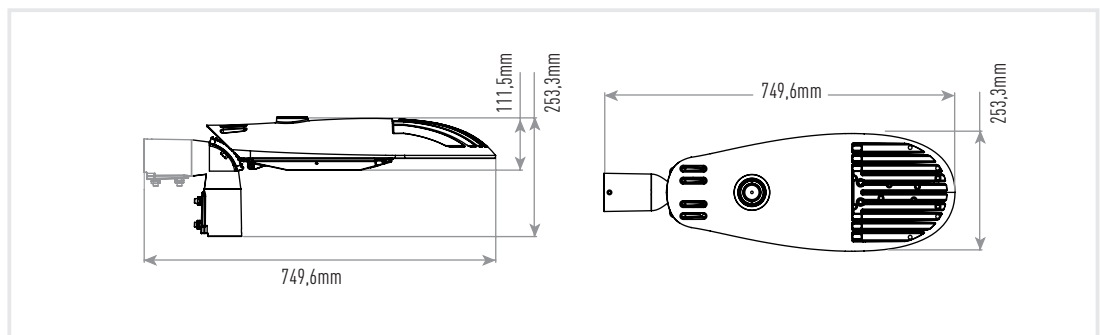
## Accessory Information

### ADAPTER

**KIT-XSP-AP60-34-G0**  
Fitter kit to mount to 34mm tenon

**KIT-XSP-AP60-42-G0**  
Fitter kit to mount to 42mm tenon

**KIT-XSP-AP60-48-G0**  
Fitter kit to mount to 48mm tenon



# XSP High Output Series

XSPM - LED Street/Area Luminaire



## FEATURES

- Full cut-off optics (NanoOptic® Precision Delivery Grid™)
- Lumen output: 1900 – 7000lm
- System efficacy: Up to 150lm/W
- CCT: 3000K, 4000K, 5700K,
- CRI Standard min.70
- Initial Colour Consistency: 4 MacAdam steps
- Input Voltage: 220-240V
- Driver equipped with over-temperature protection to preserve optimal working conditions
- Power factor: up to > 0.98 at full load
- Lifetime: L90B10 up to 140,000 hours Ta=25°C (according to IEC/EN62717 and IESNA TM-21) calculated on LM80 report at 22,000 hours
- Surge protection: 10kV CM/DM surge immunity according to EN 61000-4-5 and EN 61547 (Class I SPD equipped with LED signal)
- Fuse option available
- Operative temperature: -40°C up to +50°C
- Insulation class: Class I – Class II
- Enclosure rated IP66 per IEC 60529
- Impact resistance IK08
- Cable type H07RN-F (Cable length Up to 12mt)
- Control options: Dimmable, Lumistep, DALI, Dynadimmer, Constant Lumen Output, Sensor Ready
- Nema socket option available
- Zhaga option available on request
- Tool-less entry
- Removable tray
- LED Board equipped with integral ESD and Surge protection
- Fixture assembled without the use of glues, totally dismountable and recyclable.

## CONSTRUCTION AND MATERIALS

- Die-cast aluminium body with lower copper content
- Luminaire is designed to mount directly to 76mm or 60mm outer dimension tenons or poles and can be tilted +/- 20°, in steps of 5°
- Luminaire fitter 02 can mount to 60mm OD tenons and fitter 03 to 76mm
- Exclusive Colorfast DeltaGuard® finish features an E-Coat epoxy primer with an ultra-durable powder topcoat, providing excellent resistance to corrosion, ultraviolet degradation and abrasion.

## WARRANTY AND CERTIFICATIONS

- Limited Warranty: Class 1 — 10 years on Colorfast DeltaGuard® finish / 10 years on luminaire
- Class 2 — 10 years on Colorfast DeltaGuard® finish / 5 years on luminaire
- CE mark / CB mark / ENEC mark / RoHs compliant
- UMSUG Charge code (UK Power performance test)
- Risk group exempt
- Luminaire and finish endurance tested to withstand 5,000 hours of elevated ambient salt fog conditions as defined in ASTM Standard B 117
- Compliant to: EN 60598-1; EN 60598-2-3

## ELECTRICAL DATA\*

Input Power Designator	System Watts 220-240V	Total Current	Power Factor
		@230V, 50Hz	
A	58	0,26 A	0,98
B / C / D	41	0,18 A	0,97

\* Electrical data at 25°C (77°F)

## RECOMMENDED CREE® OUTDOOR LUMINAIRE LUMEN MAINTENANCE FACTORS (LMF)<sup>1</sup>

Ambient	Initial LMF	25K hr Projected <sup>2</sup> LMF	50K hr Projected <sup>2</sup> LMF	75K hr Calculated <sup>3</sup> LMF	100K hr Calculated <sup>3</sup> LMF
25°C	1,00	0,99	0,97	0,95	0,93
50°C	0,96	0,95	0,93	0,91	0,89

<sup>1</sup> Lumen maintenance values at 25°C (77°F) are calculated per TM-21 based on LM-80 data and in-situ luminaire testing

<sup>2</sup> In accordance with IESNA TM-21-11, Projected Values represent interpolated value based on time durations that are within six times (6X) the IESNA LM-80-08 total test duration (in hours) for the device under testing (DUT) i.e. the packaged LED chip

<sup>3</sup> According with TM-21 the projected value can be just up to 6x time the test time

## WEIGHT AND MAXIMUM WIND AREA

Weight	Lateral Surface Wind Exposed
7 kg	0.08m <sup>2</sup>

## AVAILABLE NEMA OPTIONS

Option	Description	Control
DIM-N	Nema 7 pin with DIM	(on-off + Dim)
DL-N	Nema 7 pin with DALI	(on-off + Dim)
DY-N	Nema 7 pin with Dynadimmer	(on-off)
CL-N	Nema 7 pin with CLO	(on-off)
DC-N	Nema 7 pin with Dynadimmer and CLO	(on-off)

- on-off: Nema allows for on-off control only

- on-off + Dim: Nema allows for on-off and dimming control

## AVAILABLE ZHAGA OPTIONS

Option	Description
DYF	Sensor Ready with Dynadimmer
SR	Sensor Ready

# XSP High Output Series

XSPM - LED Street/Area Luminaire



## Control options - Input Power Designator A

FIXED OUTPUT OPTIONS FX\DIM - INPUT POWER "A"					
Setting Code	System Watts W	Nominal flux (lm)			Description
		3000K	4000K	5700K	
FX04AE1-0009	58	7257	7640	7687	FIXED OUTPUT 58W
FX04AE1-0008	53	6777	7134	7178	FIXED OUTPUT 53W
FX04AE1-0007	48	6298	6630	6671	FIXED OUTPUT 48W
FX04AE1-0006	43	5699	5999	6036	FIXED OUTPUT 43W
FX04AE1-0005	41	5456	5744	5779	FIXED OUTPUT 41W
FX04AE1-0004	35	4790	5043	5074	FIXED OUTPUT 35W
FX04AE1-0003	30	4115	4332	4358	FIXED OUTPUT 30W
FX04AE1-0002	25	3406	3586	3608	FIXED OUTPUT 25W
FX04AE1-0001	21	2828	2977	2995	FIXED OUTPUT 21W

LUMISTEP 6HRS VERSION - INPUT POWER "A"									
Setting Code 6 hrs	System Watts W (High Mode)	Nominal flux (lm)			System Watts W (Low Mode)	Nominal flux (lm)			Description 6 hrs
		3000K	4000K	5700K		3000K	4000K	5700K	
LS01AE1-0010	58	7257	7640	7687	29	3969	4179	4204	LS ON-58W / 24:00-29W / 06:00-58W
LS01AE1-0011	53	6777	7134	7178	27	3695	3890	3913	LS ON-53W / 24:00-27W / 06:00-53W
LS01AE1-0012	48	6298	6630	6671	24	3272	3444	3465	LS ON-48W / 24:00-24W / 06:00-48W
LS01AE1-0013	43	5699	5999	6036	22	2981	3139	3158	LS ON-43W / 24:00-22W / 06:00-43W
LS01AE1-0014	41	5456	5744	5779	21	2828	2977	2995	LS ON-41W / 24:00-21W / 06:00-41W
LS01AE1-0015	35	4790	5043	5074	18	2383	2508	2524	LS ON-35W / 24:00-18W / 06:00-35W
LS01AE1-0016	30	4115	4332	4358	15	1917	2018	2030	LS ON-30W / 24:00-15W / 06:00-30W
LS01AE1-0017	25	3406	3586	3608	15	1917	2018	2030	LS ON-25W / 24:00-15W / 06:00-25W
LS01AE1-0018	21	2828	2977	2995	15	1917	2018	2030	LS ON-21W / 24:00-15W / 06:00-21W

LUMISTEP 8HRS VERSION - INPUT POWER "A"									
Setting Code 8 hrs	System Watts W (High Mode)	Nominal flux (lm)			System Watts W (Low Mode)	Nominal flux (lm)			Description 8 hrs
		3000K	4000K	5700K		3000K	4000K	5700K	
LS01AE1-0001	58	7257	7640	7687	29	3969	4179	4204	LS ON-58W / 22:00-29W / 06:00-58W
LS01AE1-0002	53	6777	7134	7178	27	3695	3890	3913	LS ON-53W / 22:00-27W / 06:00-53W
LS01AE1-0003	48	6298	6630	6671	24	3272	3444	3465	LS ON-48W / 22:00-24W / 06:00-48W
LS01AE1-0004	43	5699	5999	6036	22	2981	3139	3158	LS ON-43W / 22:00-22W / 06:00-43W
LS01AE1-0005	41	5456	5744	5779	21	2828	2977	2995	LS ON-41W / 22:00-21W / 06:00-41W
LS01AE1-0006	35	4790	5043	5074	18	2383	2508	2524	LS ON-35W / 22:00-18W / 06:00-35W
LS01AE1-0007	30	4115	4332	4358	15	1917	2018	2030	LS ON-30W / 22:00-15W / 06:00-30W
LS01AE1-0008	25	3406	3586	3608	15	1917	2018	2030	LS ON-25W / 22:00-15W / 06:00-25W
LS01AE1-0009	21	2828	2977	2995	15	1917	2018	2030	LS ON-21W / 22:00-15W / 06:00-21W

# XSP High Output Series

XSPM - LED Street/Area Luminaire



## Control options - Input Power Designator B

DYNADIMMER 6hrs - INPUT POWER "B"									
Setting Code 6hrs	System Watts W (High Mode)	Nominal flux (lm)			System Watts W (Low Mode)	Nominal flux (lm)			Description 6 hrs
		3000K	4000K	5700K		3000K	4000K	5700K	
DY04BE1-0016	41	5516	5807	5843	31	4435	4668	4697	DY ON-41W / 00:00-31W / 06:00-41W
DY04BE1-0015	41	5516	5807	5843	21	3154	3320	3340	DY ON-41W / 00:00-21W / 06:00-41W
DY04BE1-0014	41	5516	5807	5843	16	2333	2456	2471	DY ON-41W / 00:00-16W / 06:00-41W
DY04BE1-0013	37	5079	5346	5379	18	2759	2904	2922	DY ON-37W / 00:00-18W / 06:00-37W
DY04BE1-0012	31	4435	4668	4697	21	3154	3320	3340	DY ON-31W / 00:00-21W / 06:00-31W
DY04BE1-0011	31	4435	4668	4697	16	2333	2456	2471	DY ON-31W / 00:00-16W / 06:00-31W
DY04BE1-0010	26	3797	3997	4022	16	2333	2456	2471	DY ON-26W / 00:00-16W / 06:00-26W
DY04BE1-0009	21	3154	3320	3340	16	2333	2456	2471	DY ON-21W / 00:00-16W / 06:00-21W

Other Setting Options are available. For more information, contact Cree Lighting Europe.

DYNADIMMER 8hrs - INPUT POWER "B"									
Setting Code 8hrs	System Watts W (High Mode)	Nominal flux (lm)			System Watts W (Low Mode)	Nominal flux (lm)			Description 8hrs
		3000K	4000K	5700K		3000K	4000K	5700K	
DY04BE1-0008	41	5516	5807	5843	31	4435	4668	4697	DY ON-41W / 22:00-31W / 06:00-41W
DY04BE1-0007	41	5516	5807	5843	21	3154	3320	3340	DY ON-41W / 22:00-21W / 06:00-41W
DY04BE1-0006	41	5516	5807	5843	16	2333	2456	2471	DY ON-41W / 22:00-16W / 06:00-41W
DY04BE1-0005	37	5079	5346	5379	18	2759	2904	2922	DY ON-37W / 22:00-18W / 06:00-37W
DY04BE1-0004	31	4435	4668	4697	21	3154	3320	3340	DY ON-31W / 22:00-21W / 06:00-31W
DY04BE1-0003	31	4435	4668	4697	16	2333	2456	2471	DY ON-31W / 22:00-16W / 06:00-31W
DY04BE1-0002	26	3797	3997	4022	16	2333	2456	2471	DY ON-26W / 22:00-16W / 06:00-26W
DY04BE1-0001	21	3154	3320	3340	16	2333	2456	2471	DY ON-21W / 22:00-16W / 06:00-21W

Other Setting Options are available. For more information, contact Cree Lighting Europe.

CLO - INPUT POWER "B"	
Setting Code	Description
CL04BE1-0001	CLO 50.000 HOURS START AT 90%
CL04BE1-0002	CLO 100.000 HOURS START AT 80%

Other Setting Options are available. For more information, contact Cree Lighting Europe.

# XSP High Output Series

XSPM - LED Street/Area Luminaire



## Control options - Input Power Designator C

CHRONOSTEP 6hrs - INPUT POWER "C"													
Setting Code 6hrs	W Max	Nominal flux (lm)			W Med	Nominal flux (lm)			W Min	Nominal flux (lm)			Description 6hrs
		3000K	4000K	5700K		3000K	4000K	5700K		3000K	4000K	5700K	
CR04CE1-0016	41	5516	5807	5843					32	4613	4856	4886	CR ON-41W / 00:00-32W / 06:00-41W
CR04CE1-0015	41	5516	5807	5843					22	3277	3450	3471	CR ON-41W / 00:00-22W / 06:00-41W
CR04CE1-0014	38	5266	5543	5577					26	3772	3971	3995	CR ON-38W / 00:00-26W / 06:00-38W
CR04CE1-0013	38	5266	5543	5577					19	2906	3060	3078	CR ON-38W / 00:00-19W / 06:00-38W
CR04CE1-0012	32	4613	4856	4886					22	3277	3450	3471	CR ON-32W / 00:00-22W / 06:00-32W
CR04CE1-0011	32	4613	4856	4886					16	2442	2571	2587	CR ON-32W / 00:00-16W / 06:00-32W
CR04CE1-0010	27	3973	4182	4208					16	2442	2571	2587	CR ON-27W / 00:00-16W / 06:00-27W
CR04CE1-0009	22	3277	3450	3471					16	2442	2571	2587	CR ON-22W / 00:00-16W / 06:00-22W

CHRONOSTEP 8hrs - INPUT POWER "C"													
Setting Code 8hrs	W Max	Nominal flux (lm)			W Med	Nominal flux (lm)			W Min	Nominal flux (lm)			Description 8hrs
		3000K	4000K	5700K		3000K	4000K	5700K		3000K	4000K	5700K	
CR04CE1-0008	41	5516	5807	5843					32	4613	4856	4886	CR ON-41W / 22:00-32W / 06:00-41W
CR04CE1-0007	41	5516	5807	5843					22	3277	3450	3471	CR ON-41W / 22:00-22W / 06:00-41W
CR04CE1-0006	38	5266	5543	5577					26	3772	3971	3995	CR ON-38W / 22:00-26W / 06:00-38W
CR04CE1-0005	38	5266	5543	5577					19	2906	3060	3078	CR ON-38W / 22:00-19W / 06:00-38W
CR04CE1-0004	32	4613	4856	4886					22	3277	3450	3471	CR ON-32W / 22:00-22W / 06:00-32W
CR04CE1-0003	32	4613	4856	4886					16	2442	2571	2587	CR ON-32W / 22:00-16W / 06:00-32W
CR04CE1-0002	27	3973	4182	4208					16	2442	2571	2587	CR ON-27W / 22:00-16W / 06:00-27W
CR04CE1-0001	22	3277	3450	3471					16	2442	2571	2587	CR ON-22W / 22:00-16W / 06:00-22W
CR04CE1-0019	41	5516	5807	5843	32	4613	4856	4886	22	3277	3450	3471	CR ON-41W / 22:00-32W / 00:00-22W / 06:00-41W
CR04CE1-0018	38	5266	5543	5577	26	3772	3971	3995	19	2906	3060	3078	CR ON-38W / 22:00-26W / 00:00-19W / 06:00-38W
CR04CE1-0017	32	4613	4856	4886	22	3277	3450	3471	16	2442	2571	2587	CR ON-32W / 22:00-22W / 00:00-16W / 06:00-32W

# XSP High Output Series

XSPM - LED Street/Area Luminaire



## Control options - Input Power Designator D

SR- FIXED - INPUT POWER "D"					
Setting Code	System Watts W	Nominal flux (lm)			Description
		3000K	4000K	5700K	
FX04DE1-0008	41	5516	5807	5843	FIXED OUTPUT 41W SR
FX04DE1-0007	37	5079	5346	5379	FIXED OUTPUT 37W SR
FX04DE1-0006	31	4435	4668	4697	FIXED OUTPUT 31W SR
FX04DE1-0005	26	3797	3997	4022	FIXED OUTPUT 26W SR
FX04DE1-0004	21	3154	3320	3340	FIXED OUTPUT 21W SR
FX04DE1-0003	18	2759	2904	2922	FIXED OUTPUT 18W SR
FX04DE1-0002	16	2442	2571	2587	FIXED OUTPUT 16W SR
FX04DE1-0001	13				FIXED OUTPUT 13W SR

Other Setting Options are available. For more information, contact Cree Lighting Europe.

DYNADIMMER 6hrs - INPUT POWER "D"									
Setting Code 6hrs	System Watts W (High Mode)	Nominal flux (lm)			System Watts W (Low Mode)	Nominal flux (lm)			Description 6hrs
		3000K	4000K	5700K		3000K	4000K	5700K	
DY04DE1-0016	41	5516	5807	5843	31	4435	4668	4697	DY ON-41W / 00:00-31W / 06:00-41W SR
DY04DE1-0015	41	5516	5807	5843	21	3154	3320	3340	DY ON-41W / 00:00-21W / 06:00-41W SR
DY04DE1-0014	41	5516	5807	5843	16	2442	2571	2587	DY ON-41W / 00:00-16W / 06:00-41W SR
DY04DE1-0013	37	5079	5346	5379	18	2759	2904	2922	DY ON-37W / 00:00-18W / 06:00-37W SR
DY04DE1-0012	31	4435	4668	4697	21	3154	3320	3340	DY ON-31W / 00:00-21W / 06:00-31W SR
DY04DE1-0011	31	4435	4668	4697	16	2442	2571	2587	DY ON-31W / 00:00-16W / 06:00-31W SR
DY04DE1-0010	26	3797	3997	4022	16	2442	2571	2587	DY ON-26W / 00:00-16W / 06:00-26W SR
DY04DE1-0009	21	3154	3320	3340	16	2442	2571	2587	DY ON-21W / 00:00-16W / 06:00-21W SR

Other Setting Options are available. For more information, contact Cree Lighting Europe.

DYNADIMMER 8hrs - INPUT POWER "D"									
Setting Code 8hrs	System Watts W (High Mode)	Nominal flux (lm)			System Watts W (Low Mode)	Nominal flux (lm)			Description 8hrs
		3000K	4000K	5700K		3000K	4000K	5700K	
DY04DE1-0008	41	5516	5807	5843	31	4435	4668	4697	DY ON-41W / 22:00-31W / 06:00-41W SR
DY04DE1-0007	41	5516	5807	5843	21	3154	3320	3340	DY ON-41W / 22:00-21W / 06:00-41W SR
DY04DE1-0006	41	5516	5807	5843	16	2442	2571	2587	DY ON-41W / 22:00-16W / 06:00-41W SR
DY04DE1-0005	37	5079	5346	5379	18	2759	2904	2922	DY ON-37W / 22:00-18W / 06:00-37W SR
DY04DE1-0004	31	4435	4668	4697	21	3154	3320	3340	DY ON-31W / 22:00-21W / 06:00-31W SR
DY04DE1-0003	31	4435	4668	4697	16	2442	2571	2587	DY ON-31W / 22:00-16W / 06:00-31W SR
DY04DE1-0002	26	3772	3971	3995	16	2442	2571	2587	DY ON-26W / 22:00-16W / 06:00-26W SR
DY04DE1-0001	21	3154	3320	3340	16	2442	2571	2587	DY ON-21W / 22:00-16W / 06:00-21W SR

Other Setting Options are available. For more information, contact Cree Lighting Europe.

# XSP High Output Series

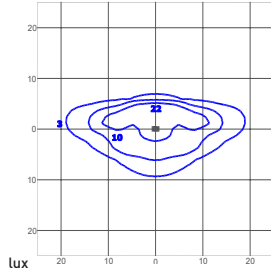
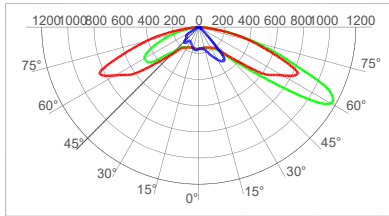
XSPM - LED Street/Area Luminaire



## Photometry Symmetric Optics

All published luminaire photometric testing performed by an external laboratory. To obtain an IES file specific to your project consult: [www.creelighting-europe.com](http://www.creelighting-europe.com)

### 2LG - Type II Long



cd/klm  
 C0 - C180 C90 - C270 C7.5 - C187.5

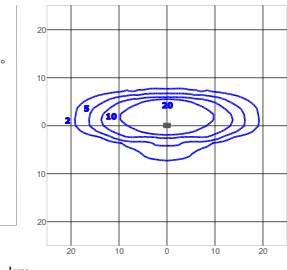
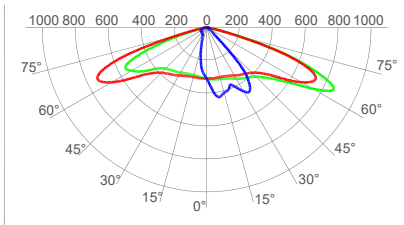
Test Report #: PL12371-015

XSPME022LGA40K  
 Mounting Height: 6m

LUMEN OUTPUT - 2LG (Type II Long)			
Input Power Designator	3000K	4000K	5700K
		Initial Delivered Lumens*	Initial Delivered Lumens*
A	6505	6848	6890
B / C / D	4945	5206	5238

\* Initial delivered lumens at 25°C (77°F). Actual production yield may vary between -4 and +10% of initial delivered lumens

### 275 - Type II Short 0.75



cd/klm  
 C0 - C180 C90 - C270 C05 - C185

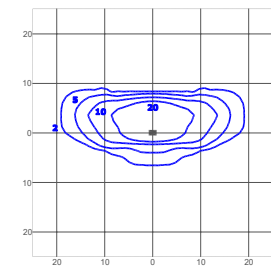
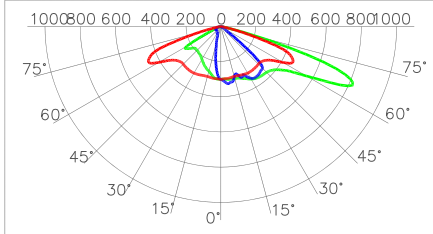
Test Report #: PL112371-010

XSPME02275A40K  
 Mounting Height: 6m

LUMEN OUTPUT - 275 (Type II Short 0.75)			
Input Power Designator	3000K	4000K	3000K
		Initial Delivered Lumens*	Initial Delivered Lumens*
A	6681	7033	7076
B / C / D	5078	5346	5379

\* Initial delivered lumens at 25°C (77°F). Actual production yield may vary between -4 and +10% of initial delivered lumens

### 210 - Type II Short 1.0



cd/klm  
 C0 - C180 C90 - C270 C15 - C195

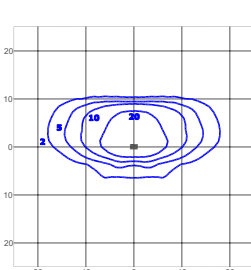
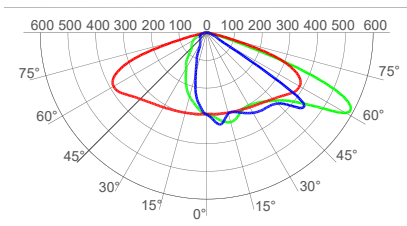
Test Report #: PL112371-001

XSPME02210A40K  
 Mounting Height: 6m

LUMEN OUTPUT - 210 (Type II Short 1.0)			
Input Power Designator	3000K	4000K	5700K
		Initial Delivered Lumens*	Initial Delivered Lumens*
A	6678	7030	7073
B / C / D	5076	5344	5376

\* Initial delivered lumens at 25°C (77°F). Actual production yield may vary between -4 and +10% of initial delivered lumens

### 2SH - Type II Short



cd/klm  
 C0 - C180 C90 - C270 C35 - C215

Test Report #: PL112371-011

XSPMA022SHA40K  
 Mounting Height: 6m

LUMEN OUTPUT - 2SH (Type II Short)			
Input Power Designator	3000K	4000K	5700K
		Initial Delivered Lumens*	Initial Delivered Lumens*
A	6634	6984	7026
B / C / D	5043	5309	5341

\* Initial delivered lumens at 25°C (77°F). Actual production yield may vary between -4 and +10% of initial delivered lumens

# XSP High Output Series

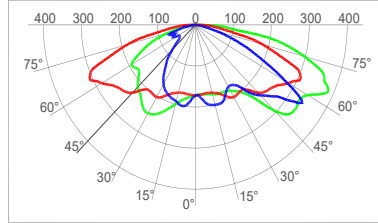
XSPM - LED Street/Area Luminaire



## Photometry Symmetric Optics

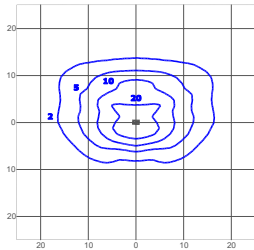
All published luminaire photometric testing performed by an external laboratory. To obtain an IES file specific to your project consult: [www.creelighting-europe.com](http://www.creelighting-europe.com)

### 3SH - Type III Short



cd/klm  
 C0 - C180 C90 - C270 C27.5 - C207.5

Test Report #: PL112371-012

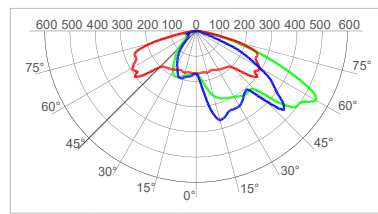


lux  
 XSPME023SHA40K  
 Mounting Height: 6m

LUMEN OUTPUT - 3SH (Type III Short)			
Input Power Designator	3000K	4000K	5700K
		Initial Delivered Lumens*	Initial Delivered Lumens*
A	6342	6676	6717
B / C / D	4821	5076	5106

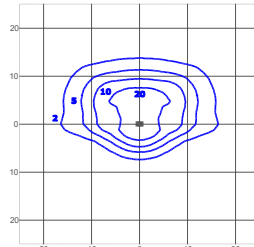
\* Initial delivered lumens at 25°C (77°F). Actual production yield may vary between -4 and +10% of initial delivered lumens

### 3ME - Type III Medium



cd/klm  
 C0 - C180 C90 - C270 C45 - C225

Test Report #: PL11400-013

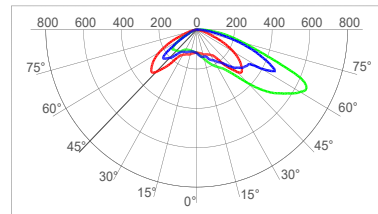


lux  
 XSPME023MEA40K  
 Mounting Height: 6m

LUMEN OUTPUT - 3ME (Type III Medium)			
Input Power Designator	3000K	4000K	5700K
		Initial Delivered Lumens*	Initial Delivered Lumens*
A	6560	6960	6948
B / C / D	4987	5250	5282

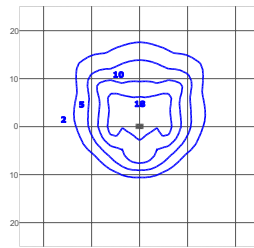
\* Initial delivered lumens at 25°C (77°F). Actual production yield may vary between -4 and +10% of initial delivered lumens

### 4ME - Type IV Medium



cd/klm  
 C0 - C180 C90 - C270 C45 - C225

Test Report #: PL112371-014



lux  
 XSPME023SHA40K  
 Mounting Height: 6m

LUMEN OUTPUT - 4ME (Type IV Medium)			
Input Power Designator	3000K	4000K	5700K
		Initial Delivered Lumens*	Initial Delivered Lumens*
A	6628	6978	7020
B / C / D	5038	5304	5336

\* Initial delivered lumens at 25°C (77°F). Actual production yield may vary between -4 and +10% of initial delivered lumens

© 2022 Cree Lighting Europe S.p.A. . All rights reserved. For informational purposes only. Content is subject to change. Patent [www.creelighting.com/patents](http://www.creelighting.com/patents). Cree® and the Cree logo are registered trademarks and the Cree SmartCast Technology Logo is a trademark of Cree, Inc.